



**2020**

## Economic Security Report

Arkansas Education to Employment Outcomes for Graduates  
from State-Supported Institutions of Higher Education



(inside front cover, page intentionally left blank)

## Table of Contents

Higher Education Pays .....	1
Area of Study.....	3
First Year Arkansas Employment Rates .....	8
Where to Study .....	9
Summary .....	10
Education and Employment Information by Institution .....	10
Arkansas Northeastern College .....	11
Arkansas State University Beebe .....	14
Arkansas State University Jonesboro.....	20
Arkansas State University Mid-South .....	30
Arkansas State University Mountain Home.....	33
Arkansas State University Newport.....	36
Arkansas State University Three Rivers .....	39
Arkansas Tech University .....	43
Black River Technical College.....	54
Cossatot Community College of the U A.....	57
East Arkansas Community College.....	61
Henderson State University .....	64
National Park College.....	69
North Arkansas College.....	74
Northwest Arkansas Community College .....	79
Northwest Tech Institute .....	85
Ozarka College .....	86
Phillips Community College of the U A .....	89
South Arkansas Community College .....	92
Southeast Arkansas College .....	96
Southern Arkansas University - Magnolia.....	99
Southern Arkansas University - Tech .....	104
U A Community College at Batesville.....	108
U A Community College at Hope .....	111
U A Community College at Morrilton .....	116
University of Arkansas Fayetteville.....	119
University of Arkansas - Fort Smith .....	134

University of Arkansas - Pulaski Technical College .....	140
University of Arkansas - Rich Mountain.....	146
University of Arkansas at Little Rock.....	149
University of Arkansas at Monticello.....	159
University of Arkansas at Pine Bluff.....	165
University of Arkansas for Medical Sciences .....	169
University of Central Arkansas.....	173


# 2020 Economic Security Report of Employment and Earnings Outcomes of Arkansas's Graduates from State-Supported Institutions of Higher Education

This report provides students, parents, and others with employment, earnings, and other outcome information on graduates of Arkansas's state-supported public institutions of higher education. This report is intended to help readers make informed decisions about education and career choices.

## Higher Education Pays

Each level of educational achievement provides a boost in earnings power. The various certificate and degree levels are shown below for 2018 Arkansas college graduates, in addition to 2018 high school graduates who did not attend and students who attended college in 2018 for one year or less and dropped out without graduating. Arkansas earnings for the first four quarters following completion are averaged for the chart.

2019 Arkansas Average First Year Earnings



**\$13,700** earned in a year might sound like a lot of money... **BUT RESEARCH SHOWS ...**

A single adult in Arkansas needs to make **\$22,100** each year just to cover all their expenses.

## How Long Does College Take To Complete?

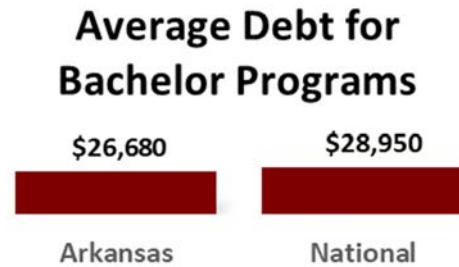
- Certificates of Proficiency: six months to one year
- Technical Certificates: one to two years
- Associate Degrees: two to three years
- Bachelor's Degrees: four to six years
- Master's Degrees: five to eight years
- Research and Education Doctors: eight to ten years
- Lawyers and Medical Doctors: seven to fourteen years



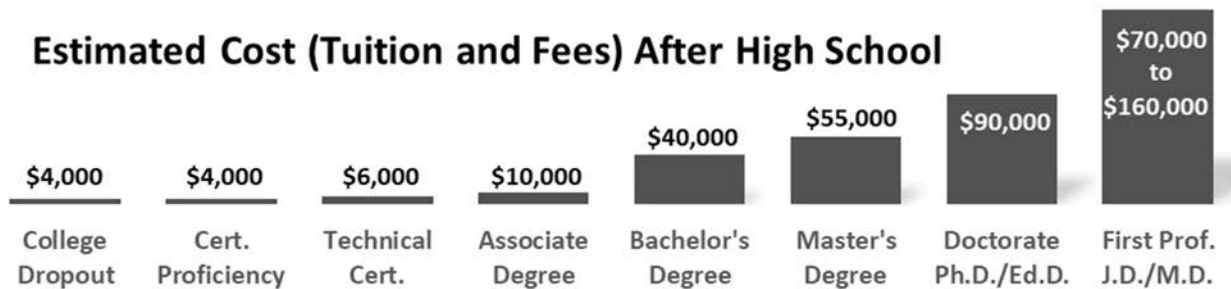
Arkansas Cost of Living		Single one worker	Family two workers
Per Hour		\$10.60	\$12.00
Per Year		\$22,100	\$49,900
House		\$6,200	\$8,600
Car		\$4,600	\$9,900
Food		\$3,000	\$6,800
Medical		\$2,300	\$6,700
Childcare		\$0	\$5,000
Other		\$2,800	\$5,000
Taxes		\$3,200	\$7,900

## Consider the Costs

The U.S. Department of Education, National Center for Education Statistics, Integrated Postsecondary Education Data System (IPEDS) reports the average debt for bachelor's programs for all 50 states. The graphic compares the 2019 debt for Arkansas bachelor's program graduates to the national average. More than half (53%) of Arkansas graduates have debt after graduation.



Attending an institution of higher education requires paying for tuition and fees, in addition to standard costs associated with living expenses, such as room and board. Actual costs do vary by institution.

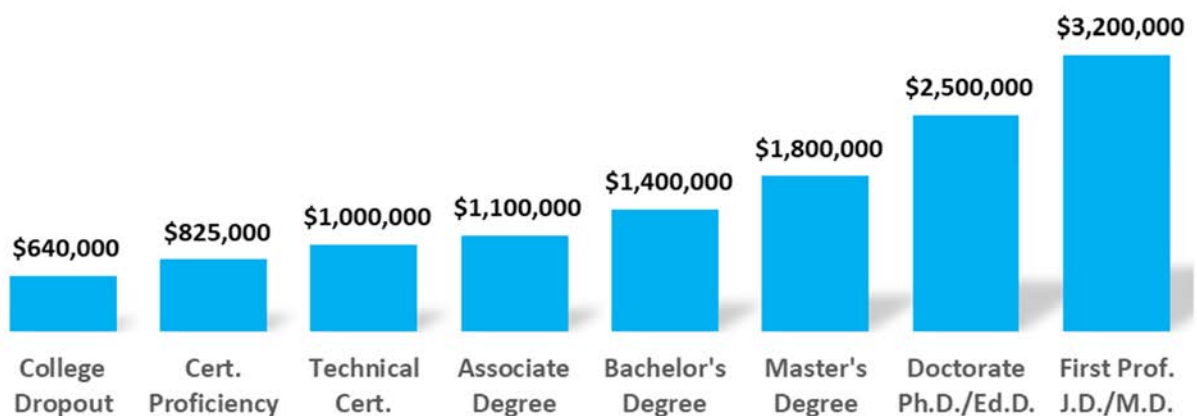


A number of grants, scholarships, and loan programs are available for students to utilize. It is important to understand the costs and compare to the expected earnings for the career that follows graduation.

## Recognize the Rewards

A **conservative estimate** for differences in career earnings can be calculated by multiplying the average earnings in the fifth year after graduation by 30 years of wages. **Compare to the cost of college above.**

### Estimate of 30-Year Career Earnings in 2019 Dollars

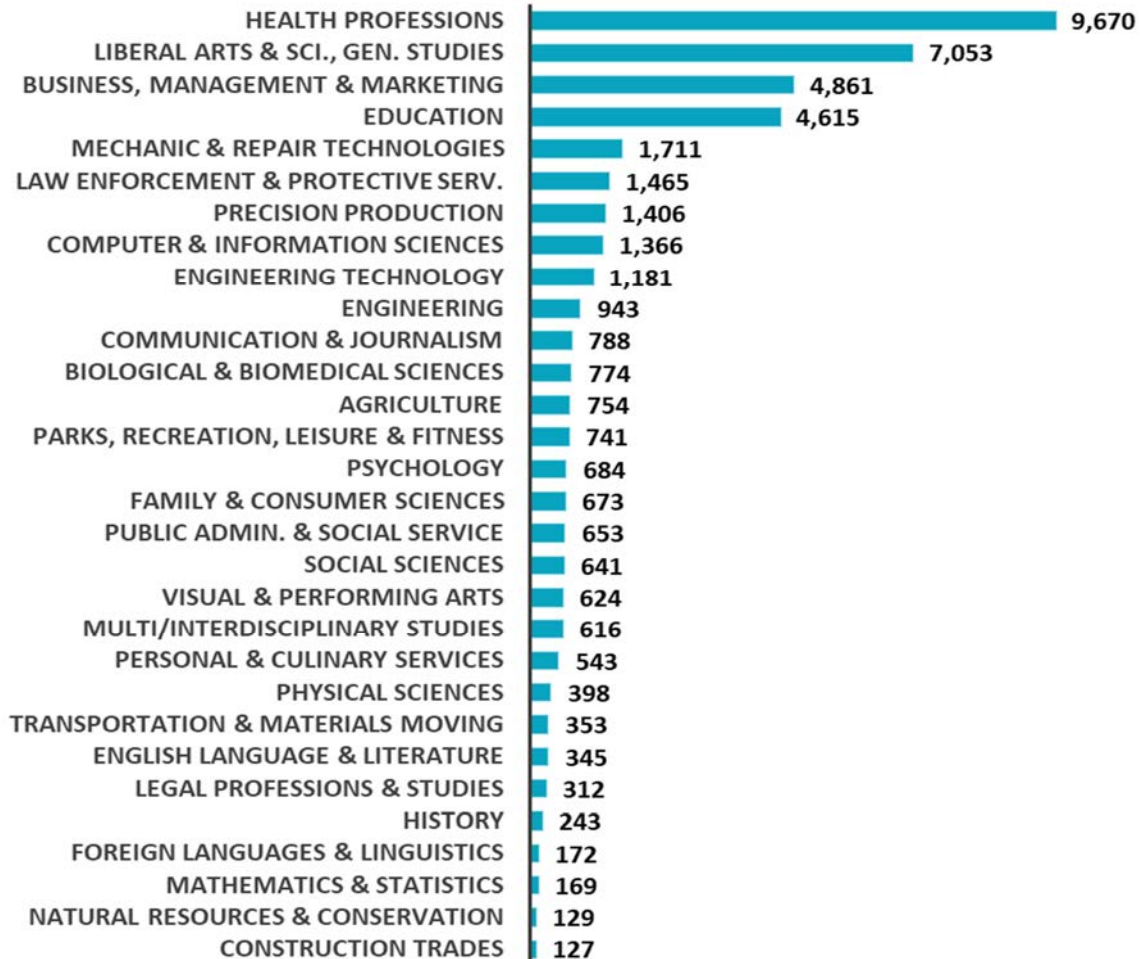


These career earnings estimates are averages for all subject areas. There can be a wide variation in the expected earnings for different programs within the same degree. **Area of study is an important factor.**

## Area of Study

In most cases, what you study matters more than where you study. While choice of college and major should be driven by personal interest and other factors, understanding the program choices and earnings of recent graduates can help students select a program that best meets their career goals.

### 2019 Arkansas Graduates (all levels of higher education)



Studies of **Health Professions** are the most popular over all degree areas as well as being the most popular choice for **Certificates of Proficiency, Technical Certificates, and First Professional degrees**.

The category **Liberal Arts & Sciences, General Studies** reflects the most common choice for the **Associate (two-year) degrees**, allowing students to pursue their Bachelor's (four-year) degree in the specialized area of study (major subject) of their choice.

The most common **Bachelor's degree** programs are in **Business, Management, and Marketing**. **Education** is the most common choice for **Master's Degrees, Specialists, and Doctoral programs** (not including First Professional degrees of health and legal).

The most popular choice does not always have the highest average earnings. The next section of the report combines the area of study with the education level to evaluate the first-year earnings details.



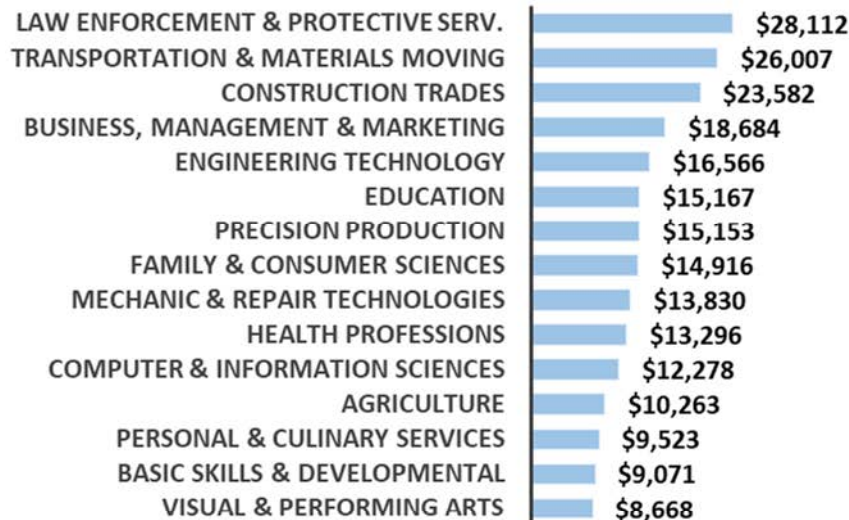
## ***Combining Wages, Education Level, and Area of Study***

Understanding that each level of educational achievement provides a boost in earnings power and that the area of study is an important factor for earnings outcomes, the first-year earnings for each combination of degree program and area of study are detailed in this report.

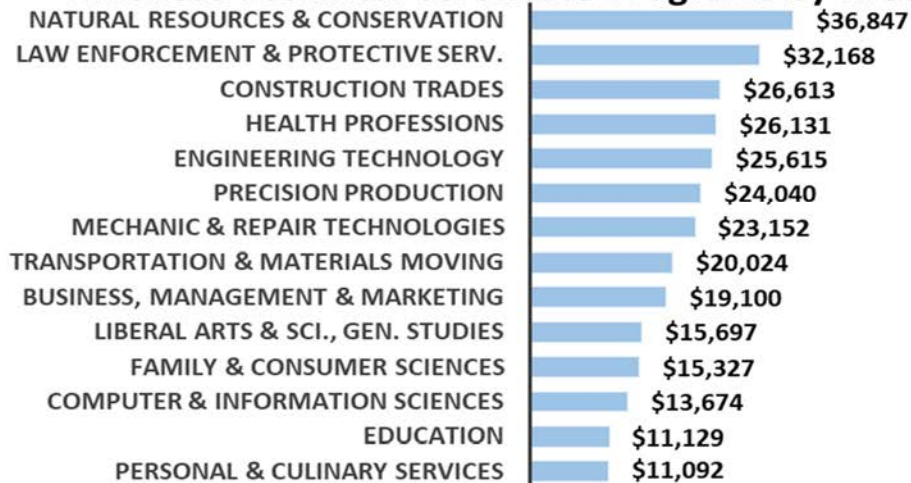
The two academic years of higher education graduates in 2017 and 2018 were compiled and the associated first-year earnings for the first four quarters following graduation during 2018 and 2019 were averaged for this 2020 report. All 2017 and 2018 graduates were included in these calculations. When students received multiple degrees, only the highest known degree was included in the wage calculations.

Note that some graduates remain enrolled after graduation to reach additional educational goals. Some first-year earnings after graduation may be from a part-time job, or the previous job, and not from the beginning of a professional career. Graduates who are still enrolled may not earn much money in the year following graduation while they continue their education, especially if they are enrolled full-time.

### **Arkansas Certificate of Proficiency Programs by First-Year Earnings**

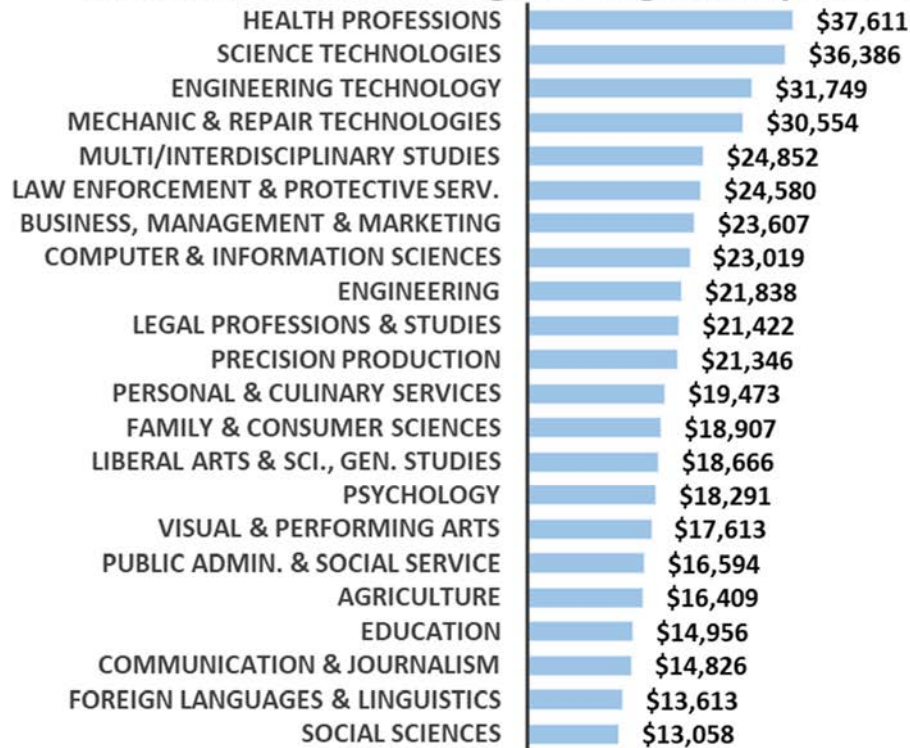


### **Arkansas Technical Certificate Programs by First-Year Earnings**

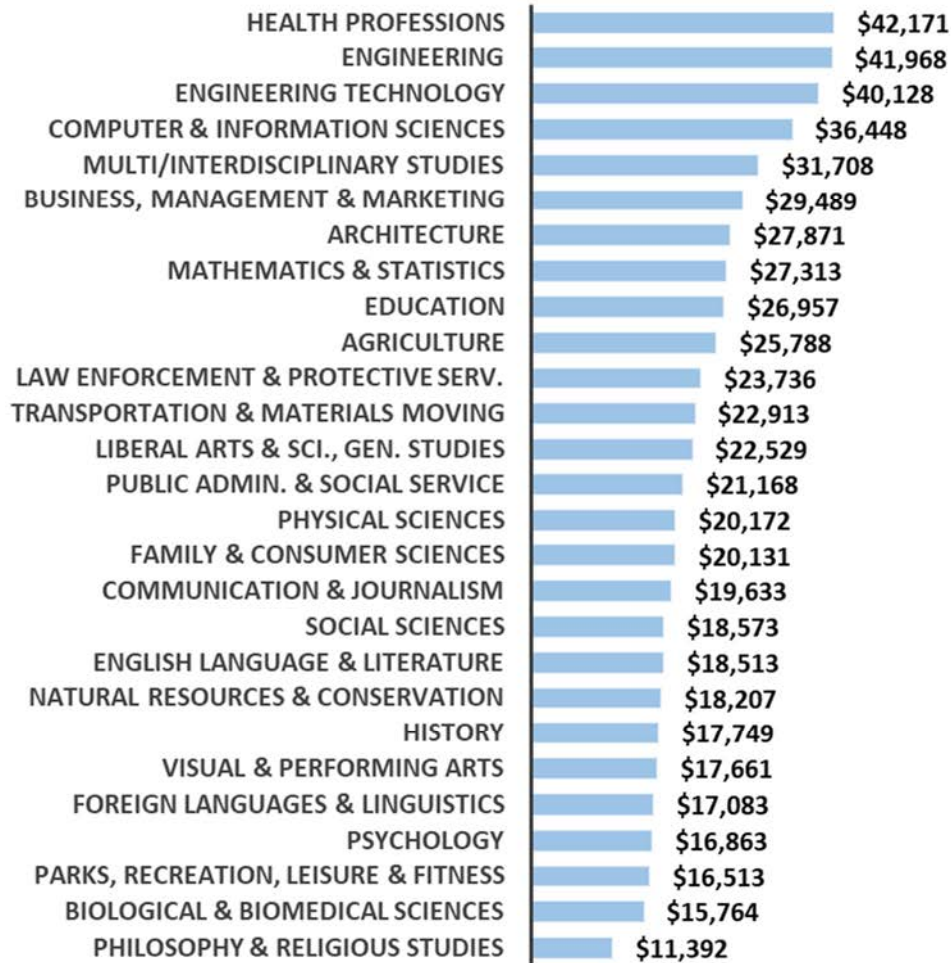




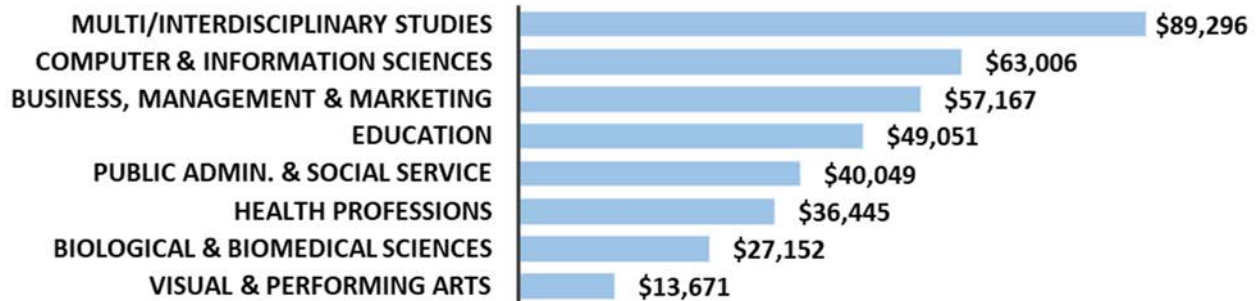
## Arkansas Associate Degree Programs by First-Year Earnings



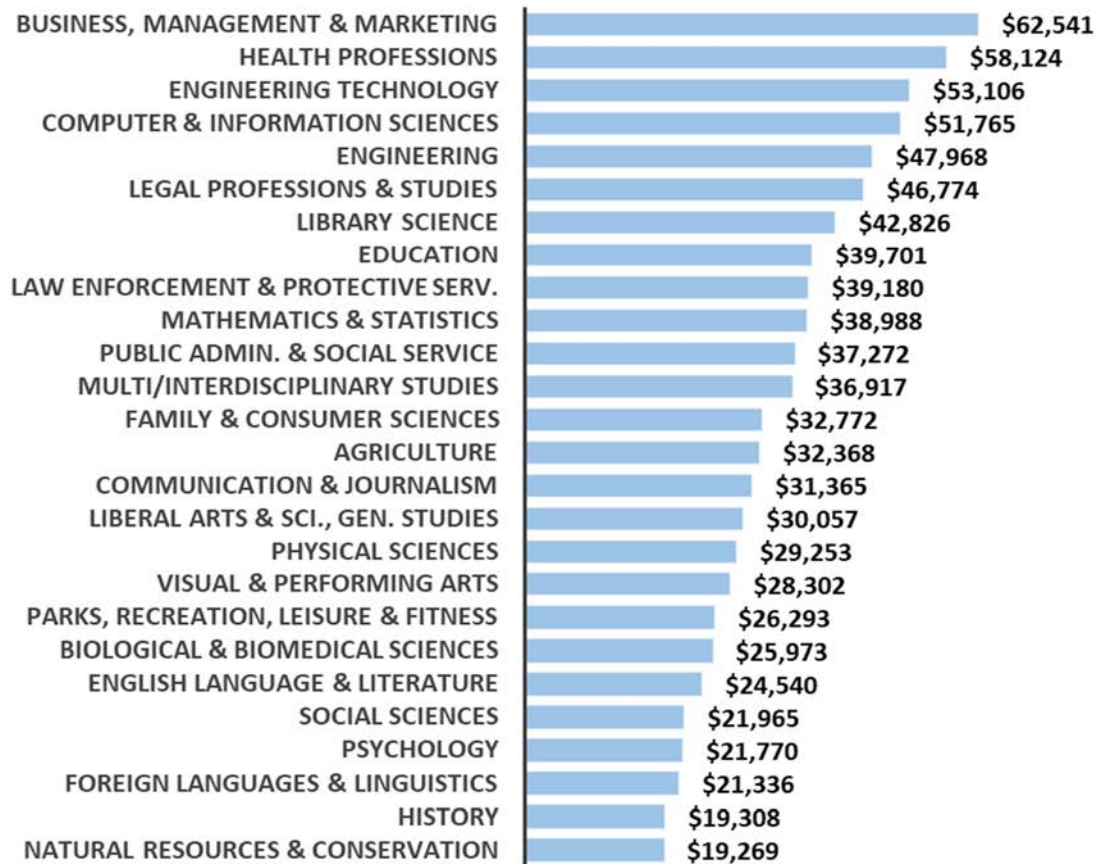
## Arkansas Bachelor's Degree Programs by First-Year Earnings



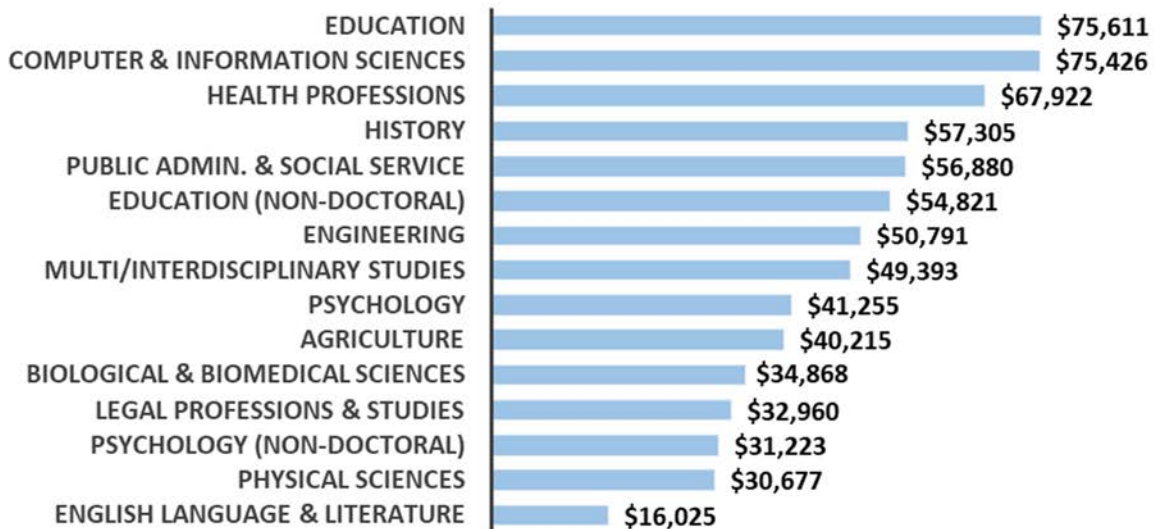
## Arkansas Graduate Certificate Programs by First-Year Earnings



## Arkansas Master's Degree Programs by First-Year Earnings



## Arkansas Doctoral Programs by First-Year Earnings

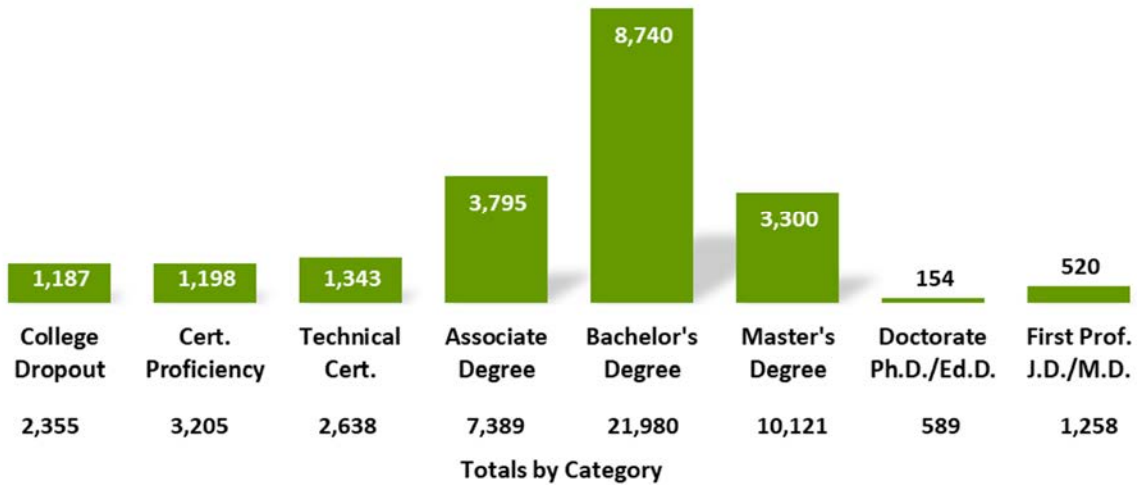


Education and psychology specialist degrees are included but require less education than a doctorate. Medical doctors who have residency requirements upon graduation may earn significantly less in their first-year after graduation than they will earn by the fifth or tenth year of their professional careers.

## First Year Arkansas Employment Rates

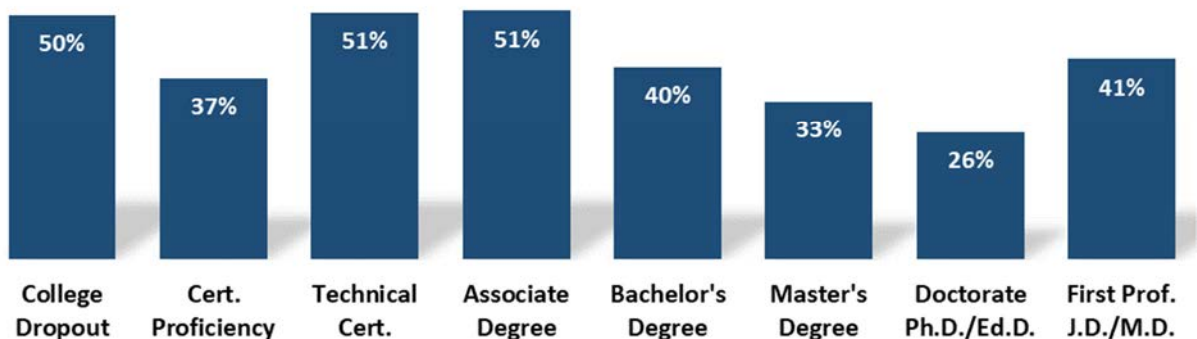
Earnings reported to the Arkansas Division of Workforce Services are quarterly totals, which do not include the hourly wage or the part-time/full-time status. Graduates still enrolled as students were also excluded. To estimate the number (#) and percentage (%) of full-time workers in the first year following graduation, with at least a minimum wage annual total and wages reported in all four quarters required. Full-time employment is at least 30 hours per week for 52 weeks at the state minimum wage.

### 2019 First Year Full-Time Employment # Reported in Arkansas



Additional employed graduates who do not report to the Arkansas Division of Workforce Services include federal employees, military, many self-employed, and anyone employed outside of Arkansas. Because of these other employment potential situations, these percentages should not be used to calculate unemployment rates.

### 2019 First Year Full-Time Employment % Reported in Arkansas



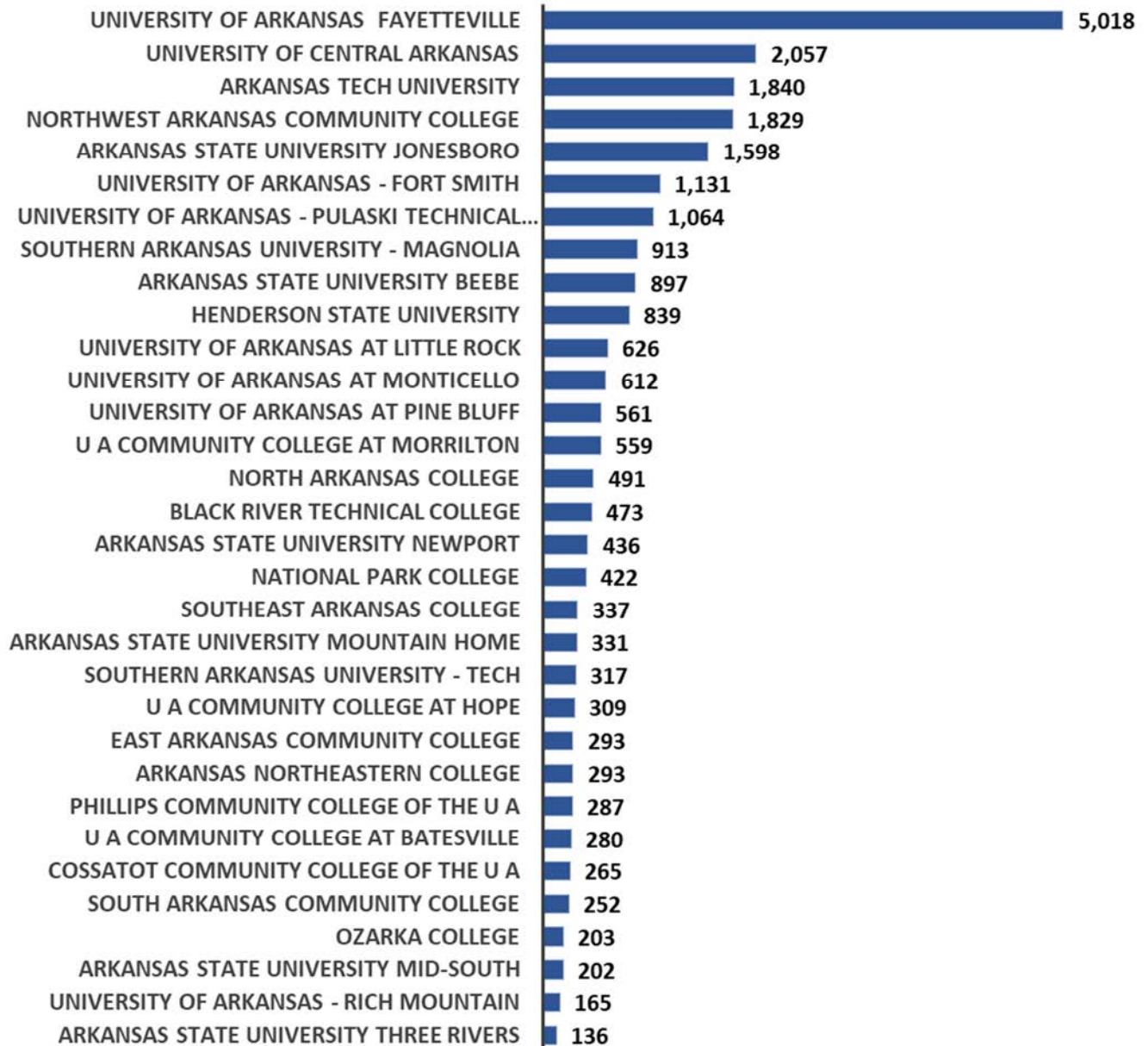
The employment rates are also impacted by the diversity of students in higher education. Besides Arkansas residents, many college students are from other states and from other countries. Upon completing their degrees, they may return to their communities outside of Arkansas to work.



## Where to Study

The choice of college or university is dependent upon many factors, such as cost, location, financial aid, community, activities, friends, and family advice. In some cases, only one institution in the state may offer the program that you wish to study, especially if you choose to continue into graduate school. Below are the counts for 2019 First Time In College designations by the institutions of higher education.

### 2019 First Time In College Counts



## ***Summary***

The cost to obtain any of the certificates or degrees highlighted in this report at an Arkansas public postsecondary institution is significantly lower than the hundreds of thousands or millions of dollars in additional average career earnings.

Although each graduate's success will reflect a variety of factors such as the local job market, where they choose to live, what area they choose to study, and other factors, this report provides valuable information as students and parents consider education and career choices.

## ***Education and Employment Information by Institution***

As specified in Arkansas Act 852 of 2015, information detailing the areas of study for each certificate and degree at each state-supported institution in Arkansas is also included in this 2020 report. Students who were still enrolled in higher education during 2019 after their graduation were excluded from the full-time employment calculations.

The Arkansas wages data used for this report do not include employment outside of Arkansas, federal or military jobs, or any employed Arkansans who are not reported to Arkansas unemployment insurance.

Included for each institution is the data for economic outcomes at the degree level for all programs. The detailed program reports by area of study correspond to the Classification of Instructional Programs (CIP) codes.

A minimum of eleven graduates from 2017 and 2018 degree programs and a minimum of three full-time employed in Arkansas in 2018 and 2019 were required to present the data in this report. This report has been prepared in accordance with specifications of Arkansas Act 852 of 2015. The electronic version of this report will be revised continually as data is available.

For the latest edition: [www.dws.arkansas.gov/news-info/dws-pub/](http://www.dws.arkansas.gov/news-info/dws-pub/)

As a reminder, earnings reported to the Arkansas Division of Workforce Services are quarterly totals, which do not include the hourly wage or the part-time/full-time status. To estimate the number, percentage, and average wages of full-time workers in the first year following graduation, an annual wage equivalent to the minimum wage during the four quarters and a requirement of wages reported in all four quarters of a calendar year were used. Full-time employment is defined as at least 30 hours of work for 52 weeks. Graduates who remained enrolled in 2019 were excluded from full-time employment calculations.

In order to satisfy the Act 852 requirement for the top twenty-five percent of certificates and degrees and the bottom ten percent of certificates and degrees by state-supported institution of higher education, all of the certificates and degrees have been supplied in this report.

**The institutions are listed in alphabetical order on the pages which follow, and the Table of Contents at the beginning of the report includes a list of the institutions with the beginning page number.**

# Arkansas Northeastern College - 2020 Economic Security Report

Certificates of Proficiency	2017 and 2018		2018 and 2019 First Year Employment Reported in Arkansas			
	Graduates	% Employed	Average	% Full-Time	Full-Time Avg.	
ALL AREAS OF STUDY	317	80%	\$23,456	35%	\$33,213	
<b>BUSINESS, MANAGEMENT &amp; MARKETING</b>						
Clerical Support (52.0401)	18	56%	\$9,719	-	-	
<b>CONSTRUCTION TRADES</b>						
Construction Technology (46.0000)	17	59%	\$15,445	-	-	
<b>ENGINEERING TECHNOLOGY</b>						
Advanced Manufacturing Technology (15.0613)	<11	-	-	-	-	
<b>FAMILY &amp; CONSUMER SCIENCES</b>						
Child Development Associate (19.0706)	<11	-	-	-	-	
<b>HEALTH PROFESSIONS</b>						
Emergency Medical Technician (51.0904)	27	81%	\$33,661	53%	\$47,271	
Nursing Assistant (51.3902)	110	87%	\$12,255	32%	\$18,490	
Phlebotomy (51.1009)	56	75%	\$13,272	29%	\$24,157	
<b>LAW ENFORCEMENT &amp; PROTECTIVE SERV.</b>						
Criminal Justice (43.0107)	12	92%	\$34,217	-	-	
<b>MECHANIC &amp; REPAIR TECHNOLOGIES</b>						
Air Conditioning & Refrigeration (47.0201)	16	81%	\$30,958	-	-	
General Aviation (47.0608)	<11	-	-	-	-	
Industrial Electrical Systems (47.0105)	11	91%	\$73,351	83%	\$98,902	
<b>PRECISION PRODUCTION</b>						
General Industrial Technology (48.0508)	17	88%	\$56,369	-	-	
Welding Technology (48.0508)	14	79%	\$36,060	-	-	

Full-Time Employment requires Arkansas wages reported in all four quarters of the first year after graduation and total wages of at least minimum wage at 1,560 hours annual. Graduates still enrolled are excluded from Full-Time calculations.





# Arkansas Northeastern College - 2020 Economic Security Report

Technical Certificates	2017 and 2018		2018 and 2019 First Year Employment Reported in Arkansas			
	Graduates	% Employed	Average	% Full-Time	Full-Time Avg.	
ALL AREAS OF STUDY	164	83%	\$28,220	52%	\$48,257	
<b>BUSINESS, MANAGEMENT &amp; MARKETING</b>						
Administrative Support (52.0101)	12	83%	\$12,268	-	-	
<b>HEALTH PROFESSIONS</b>						
Dental Assisting Technology (51.0601)	15	87%	\$19,038	-	-	
Paramedic (51.0904)	17	88%	\$35,529	47%	\$49,611	
Practical Nursing (51.3901)	51	88%	\$27,090	-	-	
<b>LIBERAL ARTS &amp; SCI., GEN. STUDIES</b>						
Certificate of General Studies (24.0102)	12	75%	\$12,957	-	-	
<b>MECHANIC &amp; REPAIR TECHNOLOGIES</b>						
Air Conditioning, Heating, & Refrigeration Technology (47.0201)	29	76%	\$38,156	63%	\$50,365	
Aviation Maintenance (47.0608)	<11	-	-	-	-	
<b>PRECISION PRODUCTION</b>						
Welding Technology (48.0508)	24	79%	\$34,438	58%	\$46,951	

Full-Time Employment requires Arkansas wages reported in all four quarters of the first year after graduation and total wages of at least minimum wage at 1,560 hours annual. Graduates still enrolled are excluded from Full-Time calculations.



# Arkansas Northeastern College - 2020 Economic Security Report

Associate Degrees	2017 and 2018		2018 and 2019 First Year Employment Reported in Arkansas			
	Graduates	% Employed	Average	% Full-Time	Full-Time Avg.	
ALL AREAS OF STUDY	296	79%	\$33,493	54%	\$51,499	
<b>BUSINESS, MANAGEMENT &amp; MARKETING</b>						
Business (52.0101)	<11	-	-	-	-	
Business Management (52.0101)	<11	-	-	-	-	
Computer Information Systems (52.0101)	<11	-	-	-	-	
Office Management (52.0401)	15	67%	\$18,423	25%	\$31,050	
<b>EDUCATION</b>						
Early Childhood Education (13.1202)	15	67%	\$15,528	38%	\$19,276	
Early Childhood Education (13.1210)	19	79%	\$18,733	-	-	
<b>ENGINEERING TECHNOLOGY</b>						
Advanced Manufacturing Technology (15.0613)	<11	-	-	-	-	
Steel Industry Technology (15.0611)	25	84%	\$66,765	78%	\$73,056	
<b>HEALTH PROFESSIONS</b>						
Nursing (51.3801)	31	94%	\$49,829	87%	\$53,757	
Nursing (Accelerated PN-RN) (51.3801)	34	88%	\$49,469	67%	\$53,493	
<b>LAW ENFORCEMENT &amp; PROTECTIVE SERV.</b>						
Criminal Justice (43.0107)	14	93%	\$35,233	77%	\$38,553	
<b>LIBERAL ARTS &amp; SCI., GEN. STUDIES</b>						
General Education (24.0102)	82	74%	\$17,914	28%	\$30,688	
General Studies (24.0102)	<11	-	-	-	-	
<b>MECHANIC &amp; REPAIR TECHNOLOGIES</b>						
Aviation Maintenance (47.0608)	<11	-	-	-	-	
<b>MULTI/INTERDISCIPLINARY STUDIES</b>						
General Technology (30.9999)	16	75%	\$35,238	50%	\$52,485	
<b>SOCIAL SCIENCES</b>						
Criminology (45.0401)	<11	-	-	-	-	

Full-Time Employment requires Arkansas wages reported in all four quarters of the first year after graduation and total wages of at least minimum wage at 1,560 hours annual. Graduates still enrolled are excluded from Full-Time calculations.

# Arkansas State University Beebe - 2020 Economic Security Report

Certificates of Proficiency	2017 and 2018		2018 and 2019 First Year Employment Reported in Arkansas			
	Graduates	% Employed	Average	% Full-Time	Full-Time Avg.	
ALL AREAS OF STUDY	814	77%	\$13,450	32%	\$19,888	
<b>COMPUTER &amp; INFORMATION SCIENCES</b>						
Computer Coding (11.0201)	<11	-	-	-	-	
<b>ENGINEERING TECHNOLOGY</b>						
2-D Mechanical CAD Drafting (15.1301)	11	91%	\$11,033	-	-	
Computer & Networking Fundamentals (15.1202)	45	69%	\$15,117	-	-	
Computer Fundamentals (15.1202)	49	67%	\$14,012	-	-	
<b>FAMILY &amp; CONSUMER SCIENCES</b>						
Early Childhood Education (19.0709)	34	88%	\$12,932	53%	\$19,203	
<b>HEALTH PROFESSIONS</b>						
Emergency Medical Technician (51.0904)	41	88%	\$19,181	43%	\$20,793	
Health Information Assistant (51.0707)	17	82%	\$8,195	-	-	
Nursing Assistant (51.3902)	73	86%	\$15,956	-	-	
Pharmacy Technician Science (51.0805)	<11	-	-	-	-	
<b>LAW ENFORCEMENT &amp; PROTECTIVE SERV.</b>						
Community Corrections (43.0102)	19	74%	\$14,279	-	-	
Crime Scene Investigation (43.0106)	<11	-	-	-	-	
Criminal Investigation Science (43.0103)	23	74%	\$12,692	-	-	
Law Enforcement (43.0103)	42	79%	\$13,400	-	-	
Wildlife Enforcement (43.0107)	26	85%	\$11,158	-	-	
<b>MECHANIC &amp; REPAIR TECHNOLOGIES</b>						
Advanced Agricultural Mechatronics (47.0699)	18	61%	\$27,943	-	-	
Agricultural Mechatronics (47.0699)	18	50%	\$29,269	-	-	
Air Conditioning (47.0201)	14	79%	\$24,844	-	-	
Auto Body Repair (47.0603)	22	73%	\$9,908	-	-	
Automotive Technology (47.0604)	26	85%	\$12,295	-	-	
Diesel Technology (47.0605)	43	84%	\$18,439	50%	\$21,955	
Marine Engines (47.0606)	<11	-	-	-	-	

Full-Time Employment requires Arkansas wages reported in all four quarters of the first year after graduation and total wages of at least minimum wage at 1,560 hours annual. Graduates still enrolled are excluded from Full-Time calculations.



# Arkansas State University Beebe - 2020 Economic Security Report

Certificates of Proficiency	2017 and 2018	2018 and 2019 First Year Employment Reported in Arkansas			
	Graduates	% Employed	Average	% Full-Time	Full-Time Avg.
Multi-Skills Technology (47.0101)	14	86%	\$7,974	-	-
Power Sports Engines Technology (47.0606)	25	84%	\$7,295	-	-
Power Sports Engines Technology (Four-Cycle Engines) (47.0606)	<11	-	-	-	-
<b>PRECISION PRODUCTION</b>					
Automobile Upholstery (48.0303)	<11	-	-	-	-
Computerized Machining Technology (48.0501)	29	76%	\$14,615	-	-
Household Upholstery (48.0303)	<11	-	-	-	-
Welding Technology (48.0508)	197	74%	\$9,382	23%	\$15,132

Full-Time Employment requires Arkansas wages reported in all four quarters of the first year after graduation and total wages of at least minimum wage at 1,560 hours annual. Graduates still enrolled are excluded from Full-Time calculations.

# Arkansas State University Beebe - 2020 Economic Security Report

Technical Certificates	2017 and 2018		2018 and 2019 First Year Employment Reported in Arkansas			
	Graduates	% Employed	Average	% Full-Time	Full-Time Avg.	
ALL AREAS OF STUDY	993	78%	\$16,664	56%	\$29,633	
<b>AGRICULTURE</b>						
Agriculture (01.0102)	19	95%	\$12,480	-	-	
<b>BUSINESS, MANAGEMENT &amp; MARKETING</b>						
Computer Information Systems (52.1201)	<11	-	-	-	-	
Hospitality Administration (52.0901)	<11	-	-	-	-	
<b>COMPUTER &amp; INFORMATION SCIENCES</b>						
Computer Coding (11.0201)	<11	-	-	-	-	
<b>EDUCATION</b>						
Early Childhood Education (13.1210)	<11	-	-	-	-	
<b>ENGINEERING TECHNOLOGY</b>						
Computer Systems & Networking Technology (15.1202)	43	63%	\$14,915	-	-	
Mechanical Drafting (15.1301)	<11	-	-	-	-	
<b>HEALTH PROFESSIONS</b>						
Health Information Assistant (51.0707)	36	81%	\$15,303	39%	\$22,754	
Paramedics (51.0904)	<11	-	-	-	-	
Pharmacy Technician Science (51.0805)	13	85%	\$17,148	-	-	
Practical Nursing (51.3901)	64	94%	\$30,856	85%	\$37,080	
Pre-Health Care Studies (51.1199)	146	70%	\$12,439	38%	\$34,376	
<b>LAW ENFORCEMENT &amp; PROTECTIVE SERV.</b>						
Community Corrections (43.0102)	18	83%	\$16,302	-	-	
Criminal Investigation Science (43.0106)	19	89%	\$12,502	-	-	
Law Enforcement (43.0107)	37	86%	\$14,410	-	-	
Wildlife Enforcement (43.0107)	27	89%	\$14,100	-	-	
<b>LIBERAL ARTS &amp; SCI., GEN. STUDIES</b>						
General Studies (24.0101)	367	74%	\$14,186	-	-	
<b>MECHANIC &amp; REPAIR TECHNOLOGIES</b>						
Agricultural Systems & Controls (47.0699)	29	62%	\$28,441	-	-	

Full-Time Employment requires Arkansas wages reported in all four quarters of the first year after graduation and total wages of at least minimum wage at 1,560 hours annual. Graduates still enrolled are excluded from Full-Time calculations.

# Arkansas State University Beebe - 2020 Economic Security Report

Technical Certificates	2017 and 2018	2018 and 2019 First Year Employment Reported in Arkansas			
	Graduates	% Employed	Average	% Full-Time	Full-Time Avg.
Air Conditioning, Heating, & Refrigeration Technology (47.0201)	12	83%	\$24,375	50%	\$30,261
Auto Body Repair (47.0603)	11	64%	\$17,130	-	-
Automotive Technology (47.0604)	20	95%	\$17,788	69%	\$22,076
Diesel Technology (47.0605)	34	88%	\$24,466	65%	\$32,874
Multi-Skills Technology (47.0101)	<11	-	-	-	-
Power Sports Engines Technology (47.0606)	11	82%	\$19,832	63%	\$27,354
<b>PRECISION PRODUCTION</b>					
Computerized Machining Technology (48.0501)	16	75%	\$21,753	60%	\$24,220
Welding Technology (48.0508)	41	85%	\$14,115	50%	\$18,855

Full-Time Employment requires Arkansas wages reported in all four quarters of the first year after graduation and total wages of at least minimum wage at 1,560 hours annual. Graduates still enrolled are excluded from Full-Time calculations.

# Arkansas State University Beebe - 2020 Economic Security Report

Associate Degrees	2017 and 2018		2018 and 2019 First Year Employment Reported in Arkansas			
	Graduates	% Employed	Average	% Full-Time	Full-Time Avg.	
ALL AREAS OF STUDY	1,256	76%	\$16,286	41%	\$29,791	
<b>AGRICULTURE</b>						
Agriculture (01.0102)	46	78%	\$11,725	67%	\$23,103	
<b>BUSINESS, MANAGEMENT &amp; MARKETING</b>						
Business (52.0101)	114	79%	\$18,956	35%	\$23,033	
Business Technology (52.0101)	<11	-	-	-	-	
Computer Information Systems (52.1201)	<11	-	-	-	-	
Hospitality Administration (52.0901)	<11	-	-	-	-	
<b>COMPUTER &amp; INFORMATION SCIENCES</b>						
Computer Coding (11.0201)	<11	-	-	-	-	
<b>EDUCATION</b>						
Early Childhood Education (13.1210)	<11	-	-	-	-	
Education (13.1203)	84	77%	\$10,674	30%	\$22,746	
<b>ENGINEERING TECHNOLOGY</b>						
Computer Aided Drafting & Design (15.1301)	14	86%	\$26,004	82%	\$28,730	
Computer Systems & Networking Technology (15.1202)	34	76%	\$20,328	52%	\$26,267	
<b>HEALTH PROFESSIONS</b>						
Emergency Medical Service (51.0904)	<11	-	-	-	-	
Health Sciences (51.1199)	152	72%	\$12,267	33%	\$24,735	
Medical Laboratory Technology (51.1004)	14	100%	\$34,075	75%	\$39,931	
Pharmacy Technician Science (51.0805)	<11	-	-	-	-	
Veterinary Technology (51.0808)	28	89%	\$13,876	-	-	
<b>LAW ENFORCEMENT &amp; PROTECTIVE SERV.</b>						
Criminal Justice (43.0104)	34	85%	\$16,056	50%	\$35,151	
Criminal Justice (43.0107)	<11	-	-	-	-	
<b>LIBERAL ARTS &amp; SCI., GEN. STUDIES</b>						
General Education (24.0101)	84	69%	\$11,314	18%	\$37,077	
General Studies (24.0102)	127	76%	\$17,617	41%	\$33,792	

Full-Time Employment requires Arkansas wages reported in all four quarters of the first year after graduation and total wages of at least minimum wage at 1,560 hours annual. Graduates still enrolled are excluded from Full-Time calculations.



# Arkansas State University Beebe - 2020 Economic Security Report

Associate Degrees	2017 and 2018	2018 and 2019 First Year Employment Reported in Arkansas			
	Graduates	% Employed	Average	% Full-Time	Full-Time Avg.
Liberal Arts & Sciences (24.0102)	360	74%	\$13,413	35%	\$22,833
<b>MECHANIC &amp; REPAIR TECHNOLOGIES</b>					
Agriculture Equipment Technology (47.0699)	44	61%	\$38,946	55%	\$41,888
General Technology (47.0399)	46	80%	\$29,382	64%	\$31,890
<b>NATURAL RESOURCES &amp; CONSERVATION</b>					
Environmental Science (03.0104)	<11	-	-	-	-
<b>PRECISION PRODUCTION</b>					
Welding Technology (48.0508)	13	77%	\$22,804	42%	\$39,201
<b>VISUAL &amp; PERFORMING ARTS</b>					
Fine Arts (50.0901)	17	76%	\$12,076	33%	\$21,676

Full-Time Employment requires Arkansas wages reported in all four quarters of the first year after graduation and total wages of at least minimum wage at 1,560 hours annual. Graduates still enrolled are excluded from Full-Time calculations.

# Arkansas State University Jonesboro - 2020 Economic Security Report

Certificates of Proficiency	2017 and 2018	2018 and 2019 First Year Employment Reported in Arkansas			
	Graduates	% Employed	Average	% Full-Time	Full-Time Avg.
ALL AREAS OF STUDY	<11	-	-	-	-
<b>HEALTH PROFESSIONS</b>					
Emergency Medical Technician-Basic (51.0904)	<11	-	-	-	-

Associate Degrees	2017 and 2018	2018 and 2019 First Year Employment Reported in Arkansas			
	Graduates	% Employed	Average	% Full-Time	Full-Time Avg.
ALL AREAS OF STUDY	1,140	76%	\$19,358	46%	\$41,556
<b>BUSINESS, MANAGEMENT &amp; MARKETING</b>					
Accounting (52.0302)	<11	-	-	-	-
Computer Information Systems (52.1201)	15	73%	\$15,001	-	-
<b>ENGINEERING TECHNOLOGY</b>					
Technology (15.9999)	<11	-	-	-	-
<b>HEALTH PROFESSIONS</b>					
Clinical Laboratory Science (51.1005)	<11	-	-	-	-
Nursing (51.3801)	188	70%	\$39,960	51%	\$46,309
Occupational Therapy Assistant (51.0803)	59	86%	\$25,587	6%	\$41,433
Paramedic (51.0904)	<11	-	-	-	-
Physical Therapist Assistant (51.0806)	70	86%	\$37,094	73%	\$40,026
<b>LAW ENFORCEMENT &amp; PROTECTIVE SERV.</b>					
Disaster Preparedness & Emergency Management (43.0302)	<11	-	-	-	-
<b>LIBERAL ARTS &amp; SCI., GEN. STUDIES</b>					
General Education (24.0101)	129	73%	\$14,169	50%	\$26,600
General Education (24.0101)	618	76%	\$11,657	35%	\$36,334
General Studies (24.0102)	52	79%	\$18,690	41%	\$31,589

Full-Time Employment requires Arkansas wages reported in all four quarters of the first year after graduation and total wages of at least minimum wage at 1,560 hours annual. Graduates still enrolled are excluded from Full-Time calculations.

# Arkansas State University Jonesboro - 2020 Economic Security Report

Baccalaureate Degrees	2017 and 2018		2018 and 2019 First Year Employment Reported in Arkansas			
	Graduates	% Employed	Average	% Full-Time	Full-Time Avg.	
ALL AREAS OF STUDY	3,619	75%	\$25,534	45%	\$36,693	
<b>AGRICULTURE</b>						
Agricultural Studies (01.0102)	15	73%	\$30,420	58%	\$34,597	
Agriculture Business (01.0102)	88	78%	\$30,947	54%	\$38,525	
Animal Science (01.0901)	35	83%	\$18,994	48%	\$25,325	
Plant & Soil Science (01.1101)	50	86%	\$24,401	58%	\$32,437	
<b>BIOLOGICAL &amp; BIOMEDICAL SCIENCES</b>						
Biological Sciences (26.0101)	172	76%	\$11,522	23%	\$22,667	
Biotechnology (26.0101)	<11	-	-	-	-	
<b>BUSINESS, MANAGEMENT &amp; MARKETING</b>						
Accounting (52.0301)	99	71%	\$31,375	45%	\$39,211	
Business Administration (52.0201)	130	68%	\$23,917	41%	\$32,952	
Business Economics (52.0601)	<11	-	-	-	-	
Finance (52.0801)	123	63%	\$27,705	38%	\$37,161	
Global Supply Chain Management (52.0203)	16	63%	\$30,302	54%	\$38,942	
International Business (52.1101)	19	63%	\$28,574	43%	\$50,825	
Management (52.0201)	100	74%	\$24,343	42%	\$33,038	
Marketing (52.1401)	76	68%	\$28,394	47%	\$34,163	
<b>COMMUNICATION &amp; JOURNALISM</b>						
Communication Studies (09.0100)	61	61%	\$15,825	30%	\$26,949	
Creative Media Production (09.0799)	44	66%	\$19,317	47%	\$24,822	
Journalism (09.0401)	<11	-	-	-	-	
Multimedia Journalism (09.0499)	17	82%	\$12,801	33%	\$27,357	
Radio-Television (09.0701)	<11	-	-	-	-	
Strategic Communications (09.0999)	54	74%	\$18,071	41%	\$29,757	
<b>COMPUTER &amp; INFORMATION SCIENCES</b>						
Computer Information Technology (11.0301)	44	73%	\$33,804	56%	\$36,839	
Computer Science (11.0101)	<11	-	-	-	-	

Full-Time Employment requires Arkansas wages reported in all four quarters of the first year after graduation and total wages of at least minimum wage at 1,560 hours annual. Graduates still enrolled are excluded from Full-Time calculations.

# Arkansas State University Jonesboro - 2020 Economic Security Report

Baccalaureate Degrees	2017 and 2018		2018 and 2019 First Year Employment Reported in Arkansas			
	Graduates	% Employed	Average	% Full-Time	Full-Time Avg.	
<b>EDUCATION</b>						
Computer Science (11.0101)	20	65%	\$27,632	29%	\$48,946	
Biology (13.1322)	<11	-	-	-	-	
Business Technology 4-12 (13.1303)	<11	-	-	-	-	
Elementary Education (13.1210)	153	91%	\$29,718	72%	\$33,736	
English (13.1305)	22	86%	\$26,762	81%	\$29,580	
Instrumental Music (13.1312)	15	80%	\$22,800	62%	\$33,005	
Mathematics Education (13.1311)	17	88%	\$33,990	92%	\$38,320	
Middle Level Education (13.1203)	61	87%	\$30,098	65%	\$35,045	
Physical Education (13.1314)	47	87%	\$24,259	57%	\$32,034	
Social Science (13.1317)	19	84%	\$29,777	80%	\$32,547	
Special Education K-12 (13.1099)	<11	-	-	-	-	
Vocal Music (13.1312)	<11	-	-	-	-	
World Languages & Cultures (13.1306)	<11	-	-	-	-	
<b>ENGINEERING</b>						
Civil Engineering (14.0801)	33	73%	\$40,783	52%	\$51,326	
Electrical Engineering (14.1001)	31	58%	\$45,620	45%	\$58,473	
Mechanical Engineering (14.1901)	55	65%	\$51,883	57%	\$57,315	
<b>ENGINEERING TECHNOLOGY</b>						
Technology (15.9999)	30	77%	\$43,312	40%	\$62,493	
<b>ENGLISH LANGUAGE &amp; LITERATURE</b>						
English (23.0101)	35	74%	\$12,498	21%	\$19,853	
<b>FOREIGN LANGUAGES &amp; LINGUISTICS</b>						
World Languages & Cultures (16.0101)	11	82%	\$12,618	-	-	
<b>HEALTH PROFESSIONS</b>						
Athletic Training (51.0913)	11	73%	\$18,099	-	-	
Clinical Laboratory Science (51.1005)	21	81%	\$37,886	55%	\$41,415	
Communication Sciences & Disorders (51.0204)	65	68%	\$9,794	53%	\$19,566	

Full-Time Employment requires Arkansas wages reported in all four quarters of the first year after graduation and total wages of at least minimum wage at 1,560 hours annual. Graduates still enrolled are excluded from Full-Time calculations.



# Arkansas State University Jonesboro - 2020 Economic Security Report

Baccalaureate Degrees	2017 and 2018	2018 and 2019 First Year Employment Reported in Arkansas			
	Graduates	% Employed	Average	% Full-Time	Full-Time Avg.
Dietetics (51.3101)	16	44%	\$21,104	-	-
Health Studies (51.0001)	49	82%	\$13,562	41%	\$27,668
Nursing (51.3801)	345	80%	\$49,653	56%	\$54,820
Radiologic Sciences (51.0907)	48	67%	\$38,138	35%	\$57,857
<b>HISTORY</b>					
History (54.0101)	24	79%	\$18,562	32%	\$29,514
<b>LAW ENFORCEMENT &amp; PROTECTIVE SERV.</b>					
Disaster Preparedness & Emergency Management (43.0302)	21	76%	\$35,791	36%	\$33,526
Forensic Science (43.0106)	<11	-	-	-	-
<b>LIBERAL ARTS &amp; SCI., GEN. STUDIES</b>					
General Studies (24.0102)	236	70%	\$21,838	39%	\$27,188
Interdisciplinary Studies (24.0102)	175	80%	\$22,029	41%	\$33,847
<b>MATHEMATICS &amp; STATISTICS</b>					
Mathematics (27.0101)	23	74%	\$22,124	54%	\$33,498
<b>MULTI/INTERDISCIPLINARY STUDIES</b>					
Applied Science (30.9999)	<11	-	-	-	-
<b>NATURAL RESOURCES &amp; CONSERVATION</b>					
Wildlife, Fisheries, and Conservation (03.0601)	25	60%	\$12,090	25%	\$19,840
<b>PARKS, RECREATION, LEISURE &amp; FITNESS</b>					
Exercise Science (31.0505)	133	63%	\$13,095	11%	\$28,246
Health Promotion (31.0501)	19	63%	\$18,294	50%	\$25,836
Sport Management (31.0504)	45	67%	\$14,902	19%	\$29,586
<b>PHILOSOPHY &amp; RELIGIOUS STUDIES</b>					
Philosophy (38.0101)	<11	-	-	-	-
<b>PHYSICAL SCIENCES</b>					
Chemistry (40.0501)	38	76%	\$9,734	18%	\$23,586
Chemistry (40.0501)	<11	-	-	-	-
Physics (40.0801)	<11	-	-	-	-

Full-Time Employment requires Arkansas wages reported in all four quarters of the first year after graduation and total wages of at least minimum wage at 1,560 hours annual. Graduates still enrolled are excluded from Full-Time calculations.



# Arkansas State University Jonesboro - 2020 Economic Security Report

Baccalaureate Degrees	2017 and 2018		2018 and 2019 First Year Employment Reported in Arkansas			
	Graduates	% Employed	Average	% Full-Time	Full-Time Avg.	
<b>PSYCHOLOGY</b>						
Psychology (42.0101)	128	83%	\$13,708	42%	\$24,670	
<b>PUBLIC ADMIN. &amp; SOCIAL SERVICE</b>						
Social Work (44.0701)	102	75%	\$14,708	56%	\$29,174	
<b>SOCIAL SCIENCES</b>						
Criminology (45.0401)	136	77%	\$21,381	44%	\$27,506	
Economics (45.0601)	13	38%	\$21,449	-	-	
Political Science (45.1001)	27	70%	\$13,848	35%	\$23,980	
Sociology (45.1101)	55	82%	\$21,552	41%	\$32,868	
<b>VISUAL &amp; PERFORMING ARTS</b>						
Art (50.0701)	<11	-	-	-	-	
Art (50.0701)	23	74%	\$19,714	55%	\$23,820	
Graphic Design (50.0402)	29	59%	\$20,297	31%	\$26,992	
Music (50.0901)	<11	-	-	-	-	
Music (50.0903)	<11	-	-	-	-	
Theatre (50.0501)	17	76%	\$21,098	40%	\$28,344	

Full-Time Employment requires Arkansas wages reported in all four quarters of the first year after graduation and total wages of at least minimum wage at 1,560 hours annual. Graduates still enrolled are excluded from Full-Time calculations.

# Arkansas State University Jonesboro - 2020 Economic Security Report

Post-Baccalaureate Certificates	2017 and 2018		2018 and 2019 First Year Employment Reported in Arkansas			
	Graduates	% Employed	Average	% Full-Time	Full-Time Avg.	
ALL AREAS OF STUDY	123	89%	\$45,420	64%	\$52,029	
<b>EDUCATION</b>						
Building Level Administration (13.0408)	34	74%	\$53,289	47%	\$60,133	
Curriculum Director (13.0301)	<11	-	-	-	-	
Gifted and Talented Creative Teacher (13.1004)	<11	-	-	-	-	
Special Education Director (13.1015)	15	100%	\$54,379	58%	\$55,432	
Special Education Teacher (13.1015)	24	100%	\$42,978	79%	\$45,580	
Superintendent (13.0408)	<11	-	-	-	-	
<b>HEALTH PROFESSIONS</b>						
Addiction Studies (51.1501)	32	97%	\$36,532	-	-	
Clinical Mental Health Counseling (51.1508)	<11	-	-	-	-	
Health Care Management (51.0701)	<11	-	-	-	-	
Health Sciences Education (51.9999)	<11	-	-	-	-	

Full-Time Employment requires Arkansas wages reported in all four quarters of the first year after graduation and total wages of at least minimum wage at 1,560 hours annual. Graduates still enrolled are excluded from Full-Time calculations.



# Arkansas State University Jonesboro - 2020 Economic Security Report

Master's Degrees	2017 and 2018		2018 and 2019 First Year Employment Reported in Arkansas			
	Graduates	% Employed	Average	% Full-Time	Full-Time Avg.	
ALL AREAS OF STUDY	3,278	47%	\$42,676	28%	\$51,287	
<b>AGRICULTURE</b>						
Agriculture (01.0102)	42	64%	\$29,882	43%	\$39,156	
<b>BIOLOGICAL &amp; BIOMEDICAL SCIENCES</b>						
Biological Sciences (26.0101)	<11	-	-	-	-	
Biology (26.0101)	20	45%	\$22,482	17%	\$32,958	
Molecular Biosciences (26.0204)	<11	-	-	-	-	
<b>BUSINESS, MANAGEMENT &amp; MARKETING</b>						
Accounting (52.0301)	19	26%	\$51,415	22%	\$45,884	
Business Administration (52.0201)	100	37%	\$30,432	15%	\$43,139	
<b>COMMUNICATION &amp; JOURNALISM</b>						
Communication Studies (09.0199)	<11	-	-	-	-	
Journalism (09.0401)	<11	-	-	-	-	
Media Management (09.0702)	<11	-	-	-	-	
Radio-Television (09.0701)	<11	-	-	-	-	
<b>COMPUTER &amp; INFORMATION SCIENCES</b>						
Computer Science (11.0101)	86	24%	\$31,529	10%	\$51,817	
<b>EDUCATION</b>						
Biology (13.1322)	<11	-	-	-	-	
College Student Personnel Services (13.1102)	40	58%	\$32,024	24%	\$46,192	
Curriculum & Instruction (13.0301)	157	43%	\$40,059	21%	\$44,020	
Early Childhood Education (13.1210)	<11	-	-	-	-	
Educational Leadership (13.0408)	833	36%	\$47,717	21%	\$52,068	
Educational Theory & Practice (13.0301)	463	49%	\$37,834	22%	\$43,289	
English (13.1305)	<11	-	-	-	-	
Mathematics (13.1311)	<11	-	-	-	-	
Music Education (13.1312)	<11	-	-	-	-	
Physical Education (13.1314)	<11	-	-	-	-	

Full-Time Employment requires Arkansas wages reported in all four quarters of the first year after graduation and total wages of at least minimum wage at 1,560 hours annual. Graduates still enrolled are excluded from Full-Time calculations.

# Arkansas State University Jonesboro - 2020 Economic Security Report

Master's Degrees	2017 and 2018		2018 and 2019 First Year Employment Reported in Arkansas			
	Graduates	% Employed	Average	% Full-Time	Full-Time Avg.	
Reading (13.1315)	123	52%	\$37,704	26%	\$44,185	
School Counseling (13.1101)	<11	-	-	-	-	
Social Science (13.1317)	<11	-	-	-	-	
Special Education (13.1001)	30	60%	\$39,833	41%	\$43,573	
Special Education (13.1001)	44	52%	\$40,827	28%	\$46,773	
Special Education (13.1004)	225	52%	\$41,364	33%	\$45,344	
Special Education K-12 (13.1099)	199	64%	\$42,274	51%	\$44,758	
Teaching (13.1299)	24	83%	\$33,159	67%	\$36,784	
<b>ENGINEERING</b>						
Engineering (14.0101)	15	47%	\$26,378	-	-	
<b>ENGINEERING TECHNOLOGY</b>						
Engineering Management (15.1501)	58	10%	\$46,780	-	-	
<b>ENGLISH LANGUAGE &amp; LITERATURE</b>						
English (23.0101)	18	72%	\$16,774	22%	\$32,876	
<b>ETHNIC &amp; CULTURAL STUDIES</b>						
Heritage Studies (05.0199)	<11	-	-	-	-	
<b>FAMILY &amp; CONSUMER SCIENCES</b>						
Early Childhood Services (19.0708)	23	74%	\$36,495	59%	\$42,702	
<b>HEALTH PROFESSIONS</b>						
Communicative Disorders (51.0203)	52	75%	\$48,053	63%	\$54,401	
Health Sciences (51.9999)	<11	-	-	-	-	
Nurse Anesthesia (51.3804)	69	42%	\$142,120	37%	\$151,467	
Nursing (51.3801)	65	86%	\$73,816	77%	\$78,939	
Rehabilitation Counseling (51.2310)	<11	-	-	-	-	
<b>HISTORY</b>						
History (54.0101)	15	40%	\$22,743	29%	\$32,654	
<b>LAW ENFORCEMENT &amp; PROTECTIVE SERV.</b>						
Criminal Justice (43.0104)	<11	-	-	-	-	

Full-Time Employment requires Arkansas wages reported in all four quarters of the first year after graduation and total wages of at least minimum wage at 1,560 hours annual. Graduates still enrolled are excluded from Full-Time calculations.



# Arkansas State University Jonesboro - 2020 Economic Security Report

Master's Degrees	2017 and 2018	2018 and 2019 First Year Employment Reported in Arkansas			
	Graduates	% Employed	Average	% Full-Time	Full-Time Avg.
Disaster Preparedness & Emergency Management (43.0302)	30	50%	\$49,462	36%	\$65,067
<b>MATHEMATICS &amp; STATISTICS</b>					
Mathematics (27.0101)	14	64%	\$28,082	-	-
<b>NATURAL RESOURCES &amp; CONSERVATION</b>					
Environmental Sciences (03.0104)	<11	-	-	-	-
<b>PARKS, RECREATION, LEISURE &amp; FITNESS</b>					
Exercise Science (31.0505)	19	53%	\$20,701	19%	\$28,469
Sports Administration (31.0504)	97	29%	\$31,890	10%	\$40,929
<b>PHYSICAL SCIENCES</b>					
Chemistry (40.0501)	<11	-	-	-	-
<b>PSYCHOLOGY</b>					
Psychological Science (42.0101)	<11	-	-	-	-
<b>PUBLIC ADMIN. &amp; SOCIAL SERVICE</b>					
Public Administration (44.0401)	208	29%	\$34,198	15%	\$45,897
Social Work (44.0701)	81	93%	\$36,859	74%	\$42,393
<b>SOCIAL SCIENCES</b>					
Political Science (45.1001)	<11	-	-	-	-
Sociology (45.1101)	<11	-	-	-	-
<b>VISUAL &amp; PERFORMING ARTS</b>					
Music - Performance (50.0903)	<11	-	-	-	-

Post-Master's Degree Certificates	2017 and 2018	2018 and 2019 First Year Employment Reported in Arkansas			
	Graduates	% Employed	Average	% Full-Time	Full-Time Avg.
ALL AREAS OF STUDY	900	39%	\$53,938	25%	\$59,386
<b>EDUCATION</b>					
Community College Education (13.1299)	<11	-	-	-	-
Educational Leadership (13.0408)	861	37%	\$55,460	23%	\$61,383
Psychology & Counseling (13.1101)	32	88%	\$36,803	71%	\$41,411

Full-Time Employment requires Arkansas wages reported in all four quarters of the first year after graduation and total wages of at least minimum wage at 1,560 hours annual. Graduates still enrolled are excluded from Full-Time calculations.

# Arkansas State University Jonesboro - 2020 Economic Security Report

Doctor's Degrees - Research/Scholarship	2017 and 2018	2018 and 2019 First Year Employment Reported in Arkansas			
	Graduates	% Employed	Average	% Full-Time	Full-Time Avg.
ALL AREAS OF STUDY	45	76%	\$48,525	39%	\$61,541
<b>BIOLOGICAL &amp; BIOMEDICAL SCIENCES</b>					
Molecular Sciences (26.0406)	<11	-	-	-	-
<b>EDUCATION</b>					
Educational Leadership (13.0401)	23	78%	\$62,042	41%	\$78,341
<b>ETHNIC &amp; CULTURAL STUDIES</b>					
Heritage Studies (05.0199)	<11	-	-	-	-
<b>NATURAL RESOURCES &amp; CONSERVATION</b>					
Environmental Sciences (03.0103)	<11	-	-	-	-

Doctor's Degrees - Professional Practice	2017 and 2018	2018 and 2019 First Year Employment Reported in Arkansas			
	Graduates	% Employed	Average	% Full-Time	Full-Time Avg.
ALL AREAS OF STUDY	69	67%	\$62,148	54%	\$70,814
<b>HEALTH PROFESSIONS</b>					
Doctor of Nursing Practice (51.3818)	14	79%	\$97,613	64%	\$106,691
Physical Therapy (51.2308)	55	64%	\$51,003	51%	\$59,282

Full-Time Employment requires Arkansas wages reported in all four quarters of the first year after graduation and total wages of at least minimum wage at 1,560 hours annual. Graduates still enrolled are excluded from Full-Time calculations.

# Arkansas State University Mid-South - 2020 Economic Security Report

Certificates of Proficiency	2017 and 2018		2018 and 2019 First Year Employment Reported in Arkansas			
	Graduates	% Employed	Average	% Full-Time	Full-Time Avg.	
ALL AREAS OF STUDY	701	61%	\$11,629	18%	\$28,631	
<b>BUSINESS, MANAGEMENT &amp; MARKETING</b>						
Hospitality Management (52.0901)	<11	-	-	-	-	
<b>COMPUTER &amp; INFORMATION SCIENCES</b>						
Network Associate (11.0901)	21	67%	\$18,150	-	-	
<b>ENGINEERING TECHNOLOGY</b>						
Machining Technology, Engineering Technician (15.0805)	<11	-	-	-	-	
Mechatronics Level I (15.0403)	18	44%	\$10,738	-	-	
Mechatronics Level II (15.0403)	<11	-	-	-	-	
Mechatronics Level III (15.0399)	<11	-	-	-	-	
Mechatronics Level III (15.0403)	<11	-	-	-	-	
Process Technology (15.0699)	15	20%	\$12,739	-	-	
<b>HEALTH PROFESSIONS</b>						
Emergency Medical Technician (51.0904)	42	74%	\$19,030	35%	\$34,899	
Nursing Assistant (51.3902)	103	75%	\$9,988	-	-	
Phlebotomy (51.1009)	77	69%	\$11,851	25%	\$21,542	
<b>MECHANIC &amp; REPAIR TECHNOLOGIES</b>						
General Aviation Maintenance Technology (47.0607)	12	50%	\$7,478	-	-	
Heavy Truck Diesel Maintenance (47.0613)	62	73%	\$12,250	23%	\$28,035	
Micro-Computer Upgrade & Repair (47.0104)	37	62%	\$12,719	-	-	
<b>PERSONAL &amp; CULINARY SERVICES</b>						
Food Service Management (12.0507)	55	60%	\$4,694	-	-	
<b>PRECISION PRODUCTION</b>						
CNC Operations & Programming (48.0503)	11	36%	\$17,797	-	-	
CNC Operations & Programming (48.0510)	<11	-	-	-	-	
Flux-Core Welding Technology (48.0508)	34	62%	\$12,556	23%	\$27,622	
Gas Metal Arc Welding Technology (48.0508)	52	58%	\$10,722	21%	\$33,745	
Gas Tungsten Arc Welding Technology (48.0508)	37	59%	\$13,745	22%	\$25,766	

Full-Time Employment requires Arkansas wages reported in all four quarters of the first year after graduation and total wages of at least minimum wage at 1,560 hours annual. Graduates still enrolled are excluded from Full-Time calculations.

# Arkansas State University Mid-South - 2020 Economic Security Report

Certificates of Proficiency	2017 and 2018	2018 and 2019 First Year Employment Reported in Arkansas			
	Graduates	% Employed	Average	% Full-Time	Full-Time Avg.
Machining Technology, Engineering Technician (48.0501)	<11	-	-	-	-
Machining Technology, Machinist (48.0501)	<11	-	-	-	-
Shielded Metal Arc Welding Technology (48.0508)	52	60%	\$11,189	25%	\$30,877
<b>VISUAL &amp; PERFORMING ARTS</b>					
Film & Video Production (50.0602)	52	37%	\$7,741	-	-

Technical Certificates	2017 and 2018	2018 and 2019 First Year Employment Reported in Arkansas			
	Graduates	% Employed	Average	% Full-Time	Full-Time Avg.
ALL AREAS OF STUDY	19	32%	\$22,168	-	-
<b>MECHANIC &amp; REPAIR TECHNOLOGIES</b>					
Aviation Airframe Maintenance Technology (47.0607)	<11	-	-	-	-
Aviation Powerplant Maintenance Technology (47.0608)	<11	-	-	-	-
Diesel Maintenance Technology (47.0605)	<11	-	-	-	-

Full-Time Employment requires Arkansas wages reported in all four quarters of the first year after graduation and total wages of at least minimum wage at 1,560 hours annual. Graduates still enrolled are excluded from Full-Time calculations.

# Arkansas State University Mid-South - 2020 Economic Security Report

Associate Degrees	2017 and 2018		2018 and 2019 First Year Employment Reported in Arkansas			
	Graduates	% Employed	Average	% Full-Time	Full-Time Avg.	
ALL AREAS OF STUDY	262	61%	\$18,412	31%	\$33,521	
<b>BUSINESS, MANAGEMENT &amp; MARKETING</b>						
Business (52.0101)	33	64%	\$18,324	36%	\$39,647	
Business Technology (52.1299)	11	64%	\$29,835	50%	\$42,121	
Hospitality Management (52.0901)	<11	-	-	-	-	
<b>COMMUNICATION &amp; JOURNALISM</b>						
Digital Media (09.0702)	13	77%	\$13,910	36%	\$23,595	
<b>COMPUTER &amp; INFORMATION SCIENCES</b>						
Information Systems Technology (11.0101)	<11	-	-	-	-	
<b>EDUCATION</b>						
Education (K-6; 4-8) (13.1202)	<11	-	-	-	-	
<b>HEALTH PROFESSIONS</b>						
Medical Assistant (51.0801)	15	80%	\$13,925	45%	\$20,593	
Respiratory Care (51.0908)	22	45%	\$25,506	26%	\$35,473	
<b>LIBERAL ARTS &amp; SCI., GEN. STUDIES</b>						
General Education (24.0101)	120	62%	\$14,748	20%	\$32,073	
<b>MECHANIC &amp; REPAIR TECHNOLOGIES</b>						
Aviation Maintenance Technology (47.0607)	<11	-	-	-	-	
<b>MULTI/INTERDISCIPLINARY STUDIES</b>						
General Technology (30.9999)	20	50%	\$37,485	41%	\$48,126	

Full-Time Employment requires Arkansas wages reported in all four quarters of the first year after graduation and total wages of at least minimum wage at 1,560 hours annual. Graduates still enrolled are excluded from Full-Time calculations.



# Arkansas State University Mountain Home - 2020 Economic Security Report

Certificates of Proficiency	2017 and 2018	2018 and 2019 First Year Employment Reported in Arkansas			
	Graduates	% Employed	Average	% Full-Time	Full-Time Avg.
ALL AREAS OF STUDY	486	80%	\$15,984	41%	\$22,639
<b>COMPUTER &amp; INFORMATION SCIENCES</b>					
Cisco Networking (11.0901)	<11	-	-	-	-
Graphic Design (11.0401)	<11	-	-	-	-
Web Development (11.0401)	<11	-	-	-	-
<b>ENGINEERING TECHNOLOGY</b>					
Mechatronics (15.0303)	39	95%	\$33,870	-	-
<b>HEALTH PROFESSIONS</b>					
Emergency Medical Technical - Basic (51.0904)	32	75%	\$12,248	43%	\$25,127
Nursing Assistant (51.3902)	212	83%	\$12,703	40%	\$23,095
Phlebotomy (51.1009)	37	81%	\$13,896	54%	\$18,516
Professional Medical Coder (51.0713)	35	69%	\$16,333	53%	\$23,998
<b>MECHANIC &amp; REPAIR TECHNOLOGIES</b>					
A+ Computer Technician (47.0104)	<11	-	-	-	-
Automotive Systems Repair (47.0604)	38	74%	\$15,993	50%	\$22,700
Heating, Ventilation & Air Conditioning (47.0201)	25	80%	\$13,122	-	-
<b>PRECISION PRODUCTION</b>					
Gas Metal Arc Welding (48.0508)	<11	-	-	-	-
Welding Technology (48.0508)	36	67%	\$14,056	27%	\$19,804

Full-Time Employment requires Arkansas wages reported in all four quarters of the first year after graduation and total wages of at least minimum wage at 1,560 hours annual. Graduates still enrolled are excluded from Full-Time calculations.

# Arkansas State University Mountain Home - 2020 Economic Security Report

Technical Certificates	2017 and 2018		2018 and 2019 First Year Employment Reported in Arkansas			
	Graduates	% Employed	Average	% Full-Time	Full-Time Avg.	
ALL AREAS OF STUDY	306	79%	\$22,280	39%	\$29,619	
<b>BUSINESS, MANAGEMENT &amp; MARKETING</b>						
Accounting & Finance (52.0301)	12	67%	\$17,974	-	-	
General Business (52.0201)	27	67%	\$16,993	-	-	
Hospitality Management (52.0901)	<11	-	-	-	-	
<b>COMPUTER &amp; INFORMATION SCIENCES</b>						
Information Systems Technology (11.0401)	21	81%	\$19,987	-	-	
<b>ENGINEERING TECHNOLOGY</b>						
Mechatronics (15.0303)	37	92%	\$35,945	-	-	
<b>HEALTH PROFESSIONS</b>						
Health Professions (51.0000)	76	76%	\$17,944	47%	\$23,380	
Paramedic Technology (51.0904)	<11	-	-	-	-	
Practical Nursing (51.3901)	41	93%	\$23,148	24%	\$40,961	
<b>MECHANIC &amp; REPAIR TECHNOLOGIES</b>						
Automotive Systems Repair (47.0604)	14	86%	\$18,520	-	-	
Heating, Ventilation & Air Conditioning (47.0201)	11	82%	\$22,713	-	-	
<b>PERSONAL &amp; CULINARY SERVICES</b>						
Funeral Directing (12.0302)	45	78%	\$19,297	-	-	
<b>PRECISION PRODUCTION</b>						
Welding Technology (48.0508)	11	45%	\$31,521	-	-	

Full-Time Employment requires Arkansas wages reported in all four quarters of the first year after graduation and total wages of at least minimum wage at 1,560 hours annual. Graduates still enrolled are excluded from Full-Time calculations.

# Arkansas State University Mountain Home - 2020 Economic Security Report

Associate Degrees	2017 and 2018		2018 and 2019 First Year Employment Reported in Arkansas			
	Graduates	% Employed	Average	% Full-Time	Full-Time Avg.	
ALL AREAS OF STUDY	470	78%	\$19,799	54%	\$31,264	
<b>BUSINESS, MANAGEMENT &amp; MARKETING</b>						
Business (52.0101)	39	69%	\$17,818	40%	\$27,599	
Business Administration (52.0401)	16	69%	\$20,875	78%	\$25,511	
Hospitality Management (52.0901)	<11	-	-	-	-	
Management (52.0401)	<11	-	-	-	-	
<b>COMPUTER &amp; INFORMATION SCIENCES</b>						
Information Systems Technology (11.0401)	20	90%	\$19,785	71%	\$25,620	
<b>EDUCATION</b>						
Education (13.1203)	40	80%	\$11,833	38%	\$27,554	
<b>HEALTH PROFESSIONS</b>						
Nursing (51.3801)	30	93%	\$32,173	72%	\$39,612	
Paramedic Technology (51.0904)	<11	-	-	-	-	
<b>LAW ENFORCEMENT &amp; PROTECTIVE SERV.</b>						
Criminal Justice (43.0103)	<11	-	-	-	-	
Criminal Justice (43.0107)	15	73%	\$18,453	80%	\$29,471	
<b>LIBERAL ARTS &amp; SCI., GEN. STUDIES</b>						
General Education (24.0101)	122	80%	\$12,073	38%	\$22,996	
General Studies (24.0102)	62	74%	\$20,747	41%	\$33,693	
<b>MECHANIC &amp; REPAIR TECHNOLOGIES</b>						
Workforce Technology (47.9999)	55	91%	\$32,019	78%	\$37,007	
<b>NATURAL RESOURCES &amp; CONSERVATION</b>						
Agriculture and Natural Resources (03.0103)	<11	-	-	-	-	
<b>PERSONAL &amp; CULINARY SERVICES</b>						
Funeral Services (12.0301)	39	74%	\$21,860	51%	\$27,397	
<b>PRECISION PRODUCTION</b>						
Welding Technology (48.0508)	<11	-	-	-	-	

Full-Time Employment requires Arkansas wages reported in all four quarters of the first year after graduation and total wages of at least minimum wage at 1,560 hours annual. Graduates still enrolled are excluded from Full-Time calculations.

# Arkansas State University Newport - 2020 Economic Security Report

Certificates of Proficiency	2017 and 2018		2018 and 2019 First Year Employment Reported in Arkansas			
	Graduates	% Employed	Average	% Full-Time	Full-Time Avg.	
ALL AREAS OF STUDY	783	81%	\$20,946	34%	\$34,168	
<b>BUSINESS, MANAGEMENT &amp; MARKETING</b>						
Business Operations (52.0408)	<11	-	-	-	-	
<b>ENGINEERING TECHNOLOGY</b>						
Information Communication Technology (15.1202)	17	71%	\$18,259	-	-	
<b>HEALTH PROFESSIONS</b>						
Certified Nursing Assistant (51.3902)	55	78%	\$14,172	31%	\$20,459	
Emergency Medical Technician (51.0904)	23	91%	\$22,305	65%	\$32,145	
Patient Care Technician (51.3902)	45	89%	\$13,924	43%	\$19,410	
Phlebotomy (51.1009)	104	82%	\$13,220	47%	\$20,974	
<b>MECHANIC &amp; REPAIR TECHNOLOGIES</b>						
Automotive Engine Performance (47.0604)	<11	-	-	-	-	
Automotive Heating & Air Conditioning (47.0604)	<11	-	-	-	-	
Automotive Mechanical Systems (47.0604)	<11	-	-	-	-	
Automotive Transmissions and Axles (47.0604)	<11	-	-	-	-	
Truck Service and Maintenance (47.0605)	36	86%	\$16,416	-	-	
<b>PERSONAL &amp; CULINARY SERVICES</b>						
Hospitality Services (12.0504)	16	75%	\$15,823	-	-	
<b>PRECISION PRODUCTION</b>						
CNC Operator (48.0510)	<11	-	-	-	-	
Construction Welding (48.0508)	<11	-	-	-	-	
Manufacturing Welding (48.0508)	27	74%	\$14,220	-	-	
<b>TRANSPORTATION &amp; MATERIALS MOVING</b>						
Commercial Truck Driving (49.0205)	426	81%	\$25,482	30%	\$38,920	

Full-Time Employment requires Arkansas wages reported in all four quarters of the first year after graduation and total wages of at least minimum wage at 1,560 hours annual. Graduates still enrolled are excluded from Full-Time calculations.



# Arkansas State University Newport - 2020 Economic Security Report

Technical Certificates	2017 and 2018		2018 and 2019 First Year Employment Reported in Arkansas			
	Graduates	% Employed	Average	% Full-Time	Full-Time Avg.	
ALL AREAS OF STUDY	623	85%	\$21,018	45%	\$33,415	
<b>BUSINESS, MANAGEMENT &amp; MARKETING</b>						
Business Technology (52.0401)	<11	-	-	-	-	
<b>CONSTRUCTION TRADES</b>						
High Voltage Lineman Technology (46.0303)	28	82%	\$33,528	48%	\$40,847	
<b>ENGINEERING TECHNOLOGY</b>						
Advanced Manufacturing Technology (15.0613)	<11	-	-	-	-	
Computer Networking Technology (15.1202)	12	83%	\$18,963	-	-	
<b>HEALTH PROFESSIONS</b>						
Practical Nursing (51.3901)	210	97%	\$24,897	65%	\$31,905	
Surgical Technology (51.0909)	25	88%	\$18,957	-	-	
<b>LAW ENFORCEMENT &amp; PROTECTIVE SERV.</b>						
Law Enforcement Administration (43.0103)	<11	-	-	-	-	
<b>LIBERAL ARTS &amp; SCI., GEN. STUDIES</b>						
General Studies (24.0101)	227	78%	\$15,462	43%	\$21,732	
<b>MECHANIC &amp; REPAIR TECHNOLOGIES</b>						
Automotive Service Technology (47.0604)	14	79%	\$29,387	63%	\$25,517	
Collision Repair & Refinishing Technology (47.0603)	14	93%	\$18,984	-	-	
Diesel Technology (47.0605)	15	93%	\$29,777	69%	\$37,541	
Energy Control Technology (47.0201)	<11	-	-	-	-	
Industrial Maintenance (47.0303)	<11	-	-	-	-	
<b>PERSONAL &amp; CULINARY SERVICES</b>						
Cosmetology (12.0401)	29	59%	\$10,826	21%	\$20,725	
Cosmetology Instructor Trainee (12.0413)	<11	-	-	-	-	
Hospitality Services-Culinary Services Track (12.0504)	<11	-	-	-	-	
Hospitality Services-Food Service and Management Track (12.0504)	<11	-	-	-	-	
<b>PRECISION PRODUCTION</b>						
Welding (48.0508)	<11	-	-	-	-	

Full-Time Employment requires Arkansas wages reported in all four quarters of the first year after graduation and total wages of at least minimum wage at 1,560 hours annual. Graduates still enrolled are excluded from Full-Time calculations.

# Arkansas State University Newport - 2020 Economic Security Report

Associate Degrees	2017 and 2018		2018 and 2019 First Year Employment Reported in Arkansas			
	Graduates	% Employed	Average	% Full-Time	Full-Time Avg.	
ALL AREAS OF STUDY	466	82%	\$24,339	57%	\$39,682	
<b>BUSINESS, MANAGEMENT &amp; MARKETING</b>						
Business (52.0101)	48	77%	\$23,929	63%	\$31,560	
Business Technology (52.0101)	<11	-	-	-	-	
<b>EDUCATION</b>						
Education (13.1203)	<11	-	-	-	-	
<b>ENGINEERING TECHNOLOGY</b>						
Computer Networking Technology (15.1202)	13	85%	\$21,055	71%	\$28,929	
<b>HEALTH PROFESSIONS</b>						
Registered Nursing (51.3801)	78	91%	\$49,358	80%	\$52,277	
<b>LAW ENFORCEMENT &amp; PROTECTIVE SERV.</b>						
Criminal Justice (43.0103)	19	74%	\$17,399	75%	\$24,972	
<b>LIBERAL ARTS &amp; SCI., GEN. STUDIES</b>						
General Education (24.0101)	142	76%	\$14,368	38%	\$27,262	
General Studies (24.0102)	61	84%	\$15,265	50%	\$20,914	
<b>MECHANIC &amp; REPAIR TECHNOLOGIES</b>						
Automotive Service Technology (47.0604)	<11	-	-	-	-	
Collision Repair & Refinishing Technology (47.0603)	<11	-	-	-	-	
Energy Control Technology (47.0201)	17	82%	\$17,575	33%	\$30,547	
<b>MULTI/INTERDISCIPLINARY STUDIES</b>						
General Technology (30.9999)	60	83%	\$26,045	28%	\$37,053	

Full-Time Employment requires Arkansas wages reported in all four quarters of the first year after graduation and total wages of at least minimum wage at 1,560 hours annual. Graduates still enrolled are excluded from Full-Time calculations.

# Arkansas State University Three Rivers - 2020 Economic Security Report

Certificates of Proficiency	2017 and 2018		2018 and 2019 First Year Employment Reported in Arkansas			
	Graduates	% Employed	Average	% Full-Time	Full-Time Avg.	
ALL AREAS OF STUDY	611	83%	\$15,803	44%	\$28,048	
<b>BUSINESS, MANAGEMENT &amp; MARKETING</b>						
Business Technology (52.0299)	18	83%	\$18,686	-	-	
<b>COMPUTER &amp; INFORMATION SCIENCES</b>						
Business Systems Networking: Cisco (11.0901)	<11	-	-	-	-	
Computer Programming (11.0201)	<11	-	-	-	-	
Microsoft Certified Professional (11.0101)	<11	-	-	-	-	
Network Security (11.1003)	<11	-	-	-	-	
<b>CONSTRUCTION TRADES</b>						
Electrical Apprenticeship (46.0302)	<11	-	-	-	-	
Electrical Apprenticeship (46.0302)	14	100%	\$44,766	100%	\$53,734	
Electrical Apprenticeship, Level I (46.0302)	37	92%	\$17,952	50%	\$24,205	
Plumbing Apprenticeship, Level I (46.0599)	<11	-	-	-	-	
<b>EDUCATION</b>						
Early Childhood Education (13.1210)	11	82%	\$22,007	100%	\$19,543	
<b>ENGINEERING TECHNOLOGY</b>						
Computer Repair (15.1202)	<11	-	-	-	-	
Industrial Robotics (15.0405)	<11	-	-	-	-	
Mechatronics Operation (15.0403)	14	86%	\$22,124	-	-	
Mechatronics Practice (15.0403)	20	85%	\$22,387	-	-	
Mechatronics Technology (15.0403)	41	71%	\$9,280	36%	\$20,726	
<b>HEALTH PROFESSIONS</b>						
Medical Office Administration & Coding (51.0707)	12	100%	\$14,618	-	-	
Medical Terminology (51.0712)	65	82%	\$9,219	-	-	
Nursing Assistant (51.3902)	145	90%	\$13,369	-	-	
<b>LAW ENFORCEMENT &amp; PROTECTIVE SERV.</b>						
Criminal Justice (43.0103)	28	89%	\$14,568	-	-	

Full-Time Employment requires Arkansas wages reported in all four quarters of the first year after graduation and total wages of at least minimum wage at 1,560 hours annual. Graduates still enrolled are excluded from Full-Time calculations.



# Arkansas State University Three Rivers - 2020 Economic Security Report

Certificates of Proficiency	2017 and 2018	2018 and 2019 First Year Employment Reported in Arkansas			
	Graduates	% Employed	Average	% Full-Time	Full-Time Avg.
<b>MECHANIC &amp; REPAIR TECHNOLOGIES</b>					
Automotive Service Technology (47.0604)	58	74%	\$11,075	46%	\$22,413
Industrial Equipment Maintenance (47.0303)	48	60%	\$8,244	20%	\$20,275
<b>PERSONAL &amp; CULINARY SERVICES</b>					
Hair Care (12.0401)	13	85%	\$9,820	30%	\$16,237
<b>PRECISION PRODUCTION</b>					
CNC Machining & Fabrication (48.0501)	12	75%	\$24,941	-	-
Welding (48.0508)	24	67%	\$17,228	57%	\$25,447
<b>TRANSPORTATION &amp; MATERIALS MOVING</b>					
Truck Driver Training (49.0205)	<11	-	-	-	-

Full-Time Employment requires Arkansas wages reported in all four quarters of the first year after graduation and total wages of at least minimum wage at 1,560 hours annual. Graduates still enrolled are excluded from Full-Time calculations.

# Arkansas State University Three Rivers - 2020 Economic Security Report

Technical Certificates	2017 and 2018		2018 and 2019 First Year Employment Reported in Arkansas			
	Graduates	% Employed	Average	% Full-Time	Full-Time Avg.	
ALL AREAS OF STUDY	370	86%	\$23,748	54%	\$34,766	
<b>BUSINESS, MANAGEMENT &amp; MARKETING</b>						
Accounting (52.0301)	<11	-	-	-	-	
Management (52.9999)	<11	-	-	-	-	
Office Administration (52.0408)	<11	-	-	-	-	
<b>COMPUTER &amp; INFORMATION SCIENCES</b>						
Computer Information Systems (11.0101)	<11	-	-	-	-	
<b>EDUCATION</b>						
Early Childhood Education (13.1210)	<11	-	-	-	-	
<b>ENGINEERING TECHNOLOGY</b>						
Mechatronics Technology (15.0403)	13	77%	\$22,327	-	-	
<b>HEALTH PROFESSIONS</b>						
Medical Coding (51.0707)	<11	-	-	-	-	
Medical Office Administration (51.0705)	11	82%	\$20,733	-	-	
Medical Transcription (51.0708)	<11	-	-	-	-	
Practical Nursing (51.3901)	112	95%	\$29,459	82%	\$37,116	
Pre-Allied Health (51.0000)	51	92%	\$35,648	100%	\$36,091	
<b>LAW ENFORCEMENT &amp; PROTECTIVE SERV.</b>						
Criminal Justice (43.0103)	<11	-	-	-	-	
<b>LIBERAL ARTS &amp; SCI., GEN. STUDIES</b>						
General Studies (24.0101)	91	85%	\$13,412	-	-	
<b>MECHANIC &amp; REPAIR TECHNOLOGIES</b>						
Industrial Maintenance Technology (47.0303)	14	86%	\$20,994	-	-	
<b>PERSONAL &amp; CULINARY SERVICES</b>						
Cosmetology (12.0401)	30	47%	\$9,038	-	-	

Full-Time Employment requires Arkansas wages reported in all four quarters of the first year after graduation and total wages of at least minimum wage at 1,560 hours annual. Graduates still enrolled are excluded from Full-Time calculations.

# Arkansas State University Three Rivers - 2020 Economic Security Report

Associate Degrees	2017 and 2018		2018 and 2019 First Year Employment Reported in Arkansas			
	Graduates	% Employed	Average	% Full-Time	Full-Time Avg.	
ALL AREAS OF STUDY	289	89%	\$35,702	71%	\$47,047	
<b>BUSINESS, MANAGEMENT &amp; MARKETING</b>						
Accounting (52.0301)	<11	-	-	-	-	
Business (52.0101)	<11	-	-	-	-	
Management (52.0201)	<11	-	-	-	-	
Office Administration (52.0204)	<11	-	-	-	-	
<b>COMPUTER &amp; INFORMATION SCIENCES</b>						
Computer Information Systems (11.0101)	<11	-	-	-	-	
<b>CONSTRUCTION TRADES</b>						
Apprenticeship Trades (46.0302)	<11	-	-	-	-	
<b>EDUCATION</b>						
Early Childhood Education (13.1210)	<11	-	-	-	-	
<b>ENGINEERING TECHNOLOGY</b>						
Mechatronics (15.0403)	14	79%	\$20,533	50%	\$31,972	
<b>HEALTH PROFESSIONS</b>						
Medical Office Administration (51.0705)	<11	-	-	-	-	
Nursing (LPN/Paramedic to RN) (51.3801)	157	94%	\$48,217	80%	\$52,376	
<b>LAW ENFORCEMENT &amp; PROTECTIVE SERV.</b>						
Criminal Justice (43.0104)	<11	-	-	-	-	
<b>LIBERAL ARTS &amp; SCI., GEN. STUDIES</b>						
General Education (24.0101)	66	79%	\$13,250	36%	\$30,090	
<b>MULTI/INTERDISCIPLINARY STUDIES</b>						
General Technology (30.9999)	<11	-	-	-	-	

Full-Time Employment requires Arkansas wages reported in all four quarters of the first year after graduation and total wages of at least minimum wage at 1,560 hours annual. Graduates still enrolled are excluded from Full-Time calculations.

# Arkansas Tech University - 2020 Economic Security Report

Certificates of Proficiency	2017 and 2018		2018 and 2019 First Year Employment Reported in Arkansas			
	Graduates	% Employed	Average	% Full-Time	Full-Time Avg.	
ALL AREAS OF STUDY	1,024	76%	\$14,542	14%	\$25,676	
<b>BUSINESS, MANAGEMENT &amp; MARKETING</b>						
Computer Information Systems (52.1201)	35	60%	\$8,687	-	-	
Logistics Management (52.0203)	<11	-	-	-	-	
Office Support Specialist (52.0401)	65	85%	\$18,497	100%	\$21,841	
Professional Leadership (52.0213)	16	81%	\$27,086	-	-	
<b>COMPUTER &amp; INFORMATION SCIENCES</b>						
Computer Information Technology (11.0103)	28	61%	\$8,439	-	-	
<b>CONSTRUCTION TRADES</b>						
Construction Technology (46.0415)	<11	-	-	-	-	
<b>ENGINEERING TECHNOLOGY</b>						
Industrial Control Systems (15.0399)	21	95%	\$28,360	-	-	
<b>HEALTH PROFESSIONS</b>						
Allied Health (51.0716)	254	80%	\$12,648	26%	\$26,591	
Emergency Medical Technician (51.0904)	76	80%	\$18,436	44%	\$23,497	
Health Sciences (51.0716)	147	58%	\$13,296	8%	\$23,915	
Medical Billing (51.0714)	<11	-	-	-	-	
Medical Coding (51.0713)	<11	-	-	-	-	
Medical Transcription (51.0716)	<11	-	-	-	-	
Nursing Assistant (51.3902)	108	83%	\$9,356	13%	\$23,605	
Pharmacy Technician (51.0805)	<11	-	-	-	-	
<b>LAW ENFORCEMENT &amp; PROTECTIVE SERV.</b>						
Jail Standards (43.0102)	<11	-	-	-	-	
Law Enforcement (43.0103)	42	81%	\$11,357	-	-	
<b>MECHANIC &amp; REPAIR TECHNOLOGIES</b>						
Automotive Service (47.0604)	70	79%	\$15,683	-	-	
Facilities Management (47.0201)	11	91%	\$6,708	-	-	

Full-Time Employment requires Arkansas wages reported in all four quarters of the first year after graduation and total wages of at least minimum wage at 1,560 hours annual. Graduates still enrolled are excluded from Full-Time calculations.

# Arkansas Tech University - 2020 Economic Security Report

Certificates of Proficiency	2017 and 2018		2018 and 2019 First Year Employment Reported in Arkansas			
	Graduates	% Employed	Average	% Full-Time	Full-Time Avg.	
<b>PERSONAL &amp; CULINARY SERVICES</b>						
Culinary Arts (12.0500)	15	67%	\$10,371	-	-	
<b>PRECISION PRODUCTION</b>						
Welding (48.0508)	79	72%	\$16,419	9%	\$30,011	

Full-Time Employment requires Arkansas wages reported in all four quarters of the first year after graduation and total wages of at least minimum wage at 1,560 hours annual. Graduates still enrolled are excluded from Full-Time calculations.



# Arkansas Tech University - 2020 Economic Security Report

Technical Certificates	2017 and 2018		2018 and 2019 First Year Employment Reported in Arkansas			
	Graduates	% Employed	Average	% Full-Time	Full-Time Avg.	
ALL AREAS OF STUDY	339	82%	\$21,416	24%	\$28,097	
<b>AGRICULTURE</b>						
Viticulture (01.0309)	<11	-	-	-	-	
<b>BUSINESS, MANAGEMENT &amp; MARKETING</b>						
Business Technology (52.0401)	49	78%	\$17,996	-	-	
Computer Information Systems (52.1201)	<11	-	-	-	-	
<b>COMPUTER &amp; INFORMATION SCIENCES</b>						
Computer Information Technology (11.0103)	<11	-	-	-	-	
<b>ENGINEERING TECHNOLOGY</b>						
Industrial Control Systems (15.0399)	18	94%	\$28,983	-	-	
Industrial Electronic Technology (15.0303)	17	94%	\$28,499	-	-	
<b>HEALTH PROFESSIONS</b>						
Health Information Technology (51.0716)	45	78%	\$16,303	-	-	
Health Professions (51.0000)	<11	-	-	-	-	
Practical Nursing (51.3901)	71	94%	\$29,227	100%	\$26,075	
<b>LAW ENFORCEMENT &amp; PROTECTIVE SERV.</b>						
Law Enforcement (43.0103)	14	93%	\$15,141	-	-	
<b>MECHANIC &amp; REPAIR TECHNOLOGIES</b>						
Air Conditioning, Heating, & Refrigeration Technology (47.0201)	26	77%	\$20,820	-	-	
Automotive Service Technology (47.0604)	31	84%	\$18,899	-	-	
Collision Repair Technology (47.0603)	<11	-	-	-	-	
<b>PERSONAL &amp; CULINARY SERVICES</b>						
Cosmetology (12.0401)	19	58%	\$8,938	-	-	
<b>PRECISION PRODUCTION</b>						
Welding Technology (48.0508)	26	62%	\$18,602	-	-	

Full-Time Employment requires Arkansas wages reported in all four quarters of the first year after graduation and total wages of at least minimum wage at 1,560 hours annual. Graduates still enrolled are excluded from Full-Time calculations.

# Arkansas Tech University - 2020 Economic Security Report

Associate Degrees	2017 and 2018		2018 and 2019 First Year Employment Reported in Arkansas			
	Graduates	% Employed	Average	% Full-Time	Full-Time Avg.	
ALL AREAS OF STUDY	1,424	82%	\$21,408	55%	\$36,872	
<b>BUSINESS, MANAGEMENT &amp; MARKETING</b>						
Business Technology (52.0401)	58	81%	\$20,470	64%	\$26,867	
Logistics Management (52.0203)	11	91%	\$30,755	80%	\$32,781	
<b>COMPUTER &amp; INFORMATION SCIENCES</b>						
Computer Information Technology (11.0103)	<11	-	-	-	-	
Information Technology (11.0103)	17	88%	\$21,066	-	-	
<b>ENGINEERING TECHNOLOGY</b>						
Automation Technology (15.0612)	14	100%	\$34,002	67%	\$46,100	
Industrial Control Systems (15.0612)	<11	-	-	-	-	
Nuclear Technology (15.1401)	51	76%	\$45,884	-	-	
<b>ETHNIC &amp; CULTURAL STUDIES</b>						
Ozark & Ouachita Studies (05.0122)	<11	-	-	-	-	
<b>FAMILY &amp; CONSUMER SCIENCES</b>						
Early Childhood Education (19.0706)	42	90%	\$17,907	69%	\$20,667	
<b>HEALTH PROFESSIONS</b>						
Cardiovascular Technology (51.0901)	21	95%	\$37,479	33%	\$47,752	
Health Information Technology (51.0716)	38	89%	\$17,784	52%	\$24,667	
Medical Assistant (51.0801)	27	89%	\$16,310	33%	\$21,802	
Nursing (51.3801)	46	100%	\$49,772	91%	\$49,355	
Occupational Therapy Assistant (51.0803)	38	89%	\$29,729	54%	\$38,680	
Paramedic/Emergency Medical Services (51.0904)	12	100%	\$49,326	100%	\$49,326	
Physical Therapy Assistant (51.0806)	35	91%	\$38,684	79%	\$44,095	
Practical Nursing (51.3901)	67	97%	\$28,886	68%	\$35,163	
<b>LAW ENFORCEMENT &amp; PROTECTIVE SERV.</b>						
Criminal Justice (43.0104)	143	80%	\$18,383	-	-	
Law Enforcement (43.0103)	<11	-	-	-	-	

Full-Time Employment requires Arkansas wages reported in all four quarters of the first year after graduation and total wages of at least minimum wage at 1,560 hours annual. Graduates still enrolled are excluded from Full-Time calculations.



# Arkansas Tech University - 2020 Economic Security Report

Associate Degrees	2017 and 2018	2018 and 2019 First Year Employment Reported in Arkansas			
	Graduates	% Employed	Average	% Full-Time	Full-Time Avg.
<b>LIBERAL ARTS &amp; SCI., GEN. STUDIES</b>					
General Education (24.0102)	547	80%	\$14,430	37%	\$35,314
General Studies (24.0102)	151	72%	\$15,343	30%	\$50,654
<b>MECHANIC &amp; REPAIR TECHNOLOGIES</b>					
Air Conditioning and Refrigeration (47.0201)	12	75%	\$26,759	45%	\$41,172
Automotive Service Technology (47.0604)	24	88%	\$21,145	60%	\$29,328
<b>MULTI/INTERDISCIPLINARY STUDIES</b>					
General Technology (30.9999)	20	65%	\$20,710	56%	\$27,239
<b>PERSONAL &amp; CULINARY SERVICES</b>					
Culinary Management (12.0504)	<11	-	-	-	-
<b>PRECISION PRODUCTION</b>					
Welding Technology (48.0508)	19	63%	\$18,436	31%	\$33,904
<b>PUBLIC ADMIN. &amp; SOCIAL SERVICE</b>					
Human Services (44.0000)	15	93%	\$19,107	80%	\$22,992

Full-Time Employment requires Arkansas wages reported in all four quarters of the first year after graduation and total wages of at least minimum wage at 1,560 hours annual. Graduates still enrolled are excluded from Full-Time calculations.



# Arkansas Tech University - 2020 Economic Security Report

Baccalaureate Degrees	2017 and 2018		2018 and 2019 First Year Employment Reported in Arkansas			
	Graduates	% Employed	Average	% Full-Time	Full-Time Avg.	
ALL AREAS OF STUDY	2,620	80%	\$29,249	52%	\$40,143	
<b>AGRICULTURE</b>						
Agriculture Business (01.0102)	90	87%	\$29,652	64%	\$37,110	
<b>BIOLOGICAL &amp; BIOMEDICAL SCIENCES</b>						
Biology (26.0101)	66	79%	\$18,784	49%	\$28,095	
<b>BUSINESS, MANAGEMENT &amp; MARKETING</b>						
Accounting (52.0301)	31	90%	\$33,147	78%	\$39,039	
Business Data Analytics (52.1399)	24	63%	\$36,480	36%	\$50,824	
Economics & Finance (52.0601)	51	67%	\$28,909	37%	\$40,185	
Hospitality Administration (52.0901)	31	65%	\$20,030	21%	\$35,844	
Management & Marketing (52.0201)	195	73%	\$24,414	46%	\$30,889	
<b>COMMUNICATION &amp; JOURNALISM</b>						
Communication (09.0101)	56	79%	\$18,243	38%	\$29,614	
Journalism (09.0401)	64	77%	\$17,353	45%	\$28,079	
<b>COMPUTER &amp; INFORMATION SCIENCES</b>						
Computer Science (11.0101)	20	75%	\$46,904	53%	\$59,205	
Information Systems (11.0501)	20	95%	\$29,400	60%	\$39,046	
Information Technology (11.0103)	30	80%	\$30,367	62%	\$37,504	
<b>EDUCATION</b>						
Agricultural Education (13.1301)	21	81%	\$30,581	59%	\$39,835	
Art Education (13.1302)	<11	-	-	-	-	
Business Education (13.1303)	<11	-	-	-	-	
Computer Science Education (13.1321)	<11	-	-	-	-	
Early Childhood Education (13.1210)	87	92%	\$27,349	85%	\$29,090	
Elementary Education (13.1202)	30	100%	\$35,452	100%	\$34,816	
English (13.1305)	19	95%	\$28,561	87%	\$33,366	
Foreign Languages Education (13.1306)	<11	-	-	-	-	
Health & Physical Education (13.1314)	96	89%	\$23,152	50%	\$33,114	

Full-Time Employment requires Arkansas wages reported in all four quarters of the first year after graduation and total wages of at least minimum wage at 1,560 hours annual. Graduates still enrolled are excluded from Full-Time calculations.

# Arkansas Tech University - 2020 Economic Security Report

Baccalaureate Degrees	2017 and 2018	2018 and 2019 First Year Employment Reported in Arkansas			
	Graduates	% Employed	Average	% Full-Time	Full-Time Avg.
Life Science & Earth Science (13.1322)	<11	-	-	-	-
Mathematics (13.1311)	<11	-	-	-	-
Middle Level Education (13.1203)	15	100%	\$25,985	62%	\$34,082
Music Education (13.1312)	27	93%	\$21,127	50%	\$30,245
Physical Science & Earth Science (13.1316)	<11	-	-	-	-
Social Studies (13.1318)	19	89%	\$22,389	50%	\$33,777
Speech (13.1331)	<11	-	-	-	-
<b>ENGINEERING</b>					
Electrical Engineering (14.1001)	50	72%	\$45,922	50%	\$61,513
Engineering Physics (14.1201)	<11	-	-	-	-
Mechanical Engineering (14.1901)	133	68%	\$47,598	52%	\$58,012
<b>ENGLISH LANGUAGE &amp; LITERATURE</b>					
Creative Writing (23.1302)	17	76%	\$17,204	50%	\$28,899
English (23.0101)	28	79%	\$15,241	39%	\$21,867
<b>FOREIGN LANGUAGES &amp; LINGUISTICS</b>					
Foreign Language (16.0101)	12	83%	\$18,406	70%	\$19,813
<b>HEALTH PROFESSIONS</b>					
Health Information Management (51.0706)	19	74%	\$20,753	-	-
Medical Technology (51.1005)	<11	-	-	-	-
Nursing (51.3801)	262	92%	\$52,075	83%	\$54,991
Rehabilitation Science (51.2314)	86	85%	\$15,419	33%	\$23,863
<b>HISTORY</b>					
History (54.0101)	28	75%	\$15,031	33%	\$26,110
Public History (54.0105)	<11	-	-	-	-
<b>LAW ENFORCEMENT &amp; PROTECTIVE SERV.</b>					
Emergency Administration & Management (43.0302)	108	60%	\$24,410	30%	\$36,457
<b>MATHEMATICS &amp; STATISTICS</b>					
Mathematics (27.0101)	19	84%	\$35,694	64%	\$45,851

Full-Time Employment requires Arkansas wages reported in all four quarters of the first year after graduation and total wages of at least minimum wage at 1,560 hours annual. Graduates still enrolled are excluded from Full-Time calculations.

# Arkansas Tech University - 2020 Economic Security Report

Baccalaureate Degrees	2017 and 2018	2018 and 2019 First Year Employment Reported in Arkansas			
	Graduates	% Employed	Average	% Full-Time	Full-Time Avg.
<b>MULTI/INTERDISCIPLINARY STUDIES</b>					
International Studies (30.2001)	12	75%	\$12,078	-	-
Professional Studies (30.9999)	418	82%	\$32,866	48%	\$45,677
<b>NATURAL RESOURCES &amp; CONSERVATION</b>					
Environmental Science (03.0104)	<11	-	-	-	-
Fisheries & Wildlife Biology (03.0601)	37	84%	\$16,523	34%	\$25,122
<b>PARKS, RECREATION, LEISURE &amp; FITNESS</b>					
Recreation & Park Administration (31.0301)	38	79%	\$19,451	32%	\$30,616
<b>PHYSICAL SCIENCES</b>					
Chemistry (40.0501)	15	93%	\$21,706	54%	\$28,757
Geology (40.0601)	19	68%	\$22,347	28%	\$35,175
Nuclear Physics (40.0806)	<11	-	-	-	-
Physical Science (40.0101)	<11	-	-	-	-
Physics (40.0801)	<11	-	-	-	-
<b>PSYCHOLOGY</b>					
Psychology (42.0101)	153	78%	\$15,898	42%	\$22,958
<b>SOCIAL SCIENCES</b>					
Cultural and Geospatial Studies (45.0799)	12	50%	\$15,260	-	-
Political Science (45.1001)	11	73%	\$12,230	-	-
Sociology (45.1101)	56	80%	\$17,813	55%	\$26,071
<b>VISUAL &amp; PERFORMING ARTS</b>					
Fine Arts (50.0701)	12	83%	\$14,970	33%	\$29,456
Graphic Design (50.0409)	29	83%	\$13,646	28%	\$25,324
Music (50.0901)	<11	-	-	-	-

Full-Time Employment requires Arkansas wages reported in all four quarters of the first year after graduation and total wages of at least minimum wage at 1,560 hours annual. Graduates still enrolled are excluded from Full-Time calculations.

# Arkansas Tech University - 2020 Economic Security Report

Post-Baccalaureate Certificates	2017 and 2018		2018 and 2019 First Year Employment Reported in Arkansas			
	Graduates	% Employed	Average	% Full-Time	Full-Time Avg.	
ALL AREAS OF STUDY	22	82%	\$34,295	56%	\$40,147	
<b>EDUCATION</b>						
Advising Certificate (13.1102)	22	82%	\$34,295	56%	\$40,147	

Full-Time Employment requires Arkansas wages reported in all four quarters of the first year after graduation and total wages of at least minimum wage at 1,560 hours annual. Graduates still enrolled are excluded from Full-Time calculations.



# Arkansas Tech University - 2020 Economic Security Report

Master's Degrees	2017 and 2018		2018 and 2019 First Year Employment Reported in Arkansas			
	Graduates	% Employed	Average	% Full-Time	Full-Time Avg.	
ALL AREAS OF STUDY	573	69%	\$39,772	44%	\$48,368	
<b>BUSINESS, MANAGEMENT &amp; MARKETING</b>						
Business Administration (52.0201)	23	78%	\$54,802	44%	\$55,574	
<b>COMMUNICATION &amp; JOURNALISM</b>						
Multi-Media Journalism (09.0702)	<11	-	-	-	-	
<b>COMPUTER &amp; INFORMATION SCIENCES</b>						
Information Technology (11.0103)	52	42%	\$70,696	33%	\$80,975	
<b>EDUCATION</b>						
College Student Personnel Services (13.1102)	100	65%	\$30,175	38%	\$36,701	
Educational Leadership (13.0401)	34	97%	\$49,937	69%	\$56,279	
Instructional Technology (13.0501)	24	100%	\$41,275	71%	\$44,227	
School Counseling & Leadership (13.1101)	20	100%	\$43,237	58%	\$50,253	
Special Education K-12 (13.1001)	11	91%	\$41,723	86%	\$41,556	
Teaching (13.0101)	33	91%	\$31,692	77%	\$35,391	
Teaching English to Speakers of Other Languages (13.1401)	91	57%	\$41,664	37%	\$46,002	
Teaching, Learning, & Leadership (13.9999)	24	92%	\$38,518	74%	\$44,151	
<b>ENGINEERING</b>						
Electrical Engineering (14.1001)	<11	-	-	-	-	
Engineering (14.0101)	<11	-	-	-	-	
Mechanical Engineering (14.1901)	<11	-	-	-	-	
<b>ENGLISH LANGUAGE &amp; LITERATURE</b>						
English (23.0101)	22	64%	\$25,795	30%	\$40,178	
<b>HEALTH PROFESSIONS</b>						
Health Informatics (51.0706)	17	76%	\$64,080	69%	\$63,695	
Nursing (51.3802)	<11	-	-	-	-	
<b>HISTORY</b>						
History (54.0101)	15	80%	\$16,231	33%	\$25,345	

Full-Time Employment requires Arkansas wages reported in all four quarters of the first year after graduation and total wages of at least minimum wage at 1,560 hours annual. Graduates still enrolled are excluded from Full-Time calculations.

# Arkansas Tech University - 2020 Economic Security Report

Master's Degrees	2017 and 2018	2018 and 2019 First Year Employment Reported in Arkansas			
	Graduates	% Employed	Average	% Full-Time	Full-Time Avg.
<b>LAW ENFORCEMENT &amp; PROTECTIVE SERV.</b>					
Emergency Management & Homeland Security (43.0302)	34	44%	\$29,874	19%	\$49,994
<b>LIBERAL ARTS &amp; SCI., GEN. STUDIES</b>					
Liberal Arts (24.0101)	<11	-	-	-	-
<b>NATURAL RESOURCES &amp; CONSERVATION</b>					
Fisheries & Wildlife Science (03.0601)	13	31%	\$14,882	-	-
<b>PARKS, RECREATION, LEISURE &amp; FITNESS</b>					
Strength & Conditioning Studies (31.0599)	16	56%	\$15,900	-	-
<b>PSYCHOLOGY</b>					
Psychology (42.0101)	<11	-	-	-	-
<b>SOCIAL SCIENCES</b>					
Applied Sociology (45.1101)	<11	-	-	-	-

Post-Master's Degree Certificates	2017 and 2018	2018 and 2019 First Year Employment Reported in Arkansas			
	Graduates	% Employed	Average	% Full-Time	Full-Time Avg.
<b>EDUCATION</b>					
ALL AREAS OF STUDY	<11	-	-	-	-
Educational Leadership (13.0401)	<11	-	-	-	-

Doctor's Degrees - Research/Scholarship	2017 and 2018	2018 and 2019 First Year Employment Reported in Arkansas			
	Graduates	% Employed	Average	% Full-Time	Full-Time Avg.
<b>EDUCATION</b>					
ALL AREAS OF STUDY	22	82%	\$98,530	80%	\$101,661
School Leadership (13.0401)	22	82%	\$98,530	80%	\$101,661

Full-Time Employment requires Arkansas wages reported in all four quarters of the first year after graduation and total wages of at least minimum wage at 1,560 hours annual. Graduates still enrolled are excluded from Full-Time calculations.



# Black River Technical College - 2020 Economic Security Report

Certificates of Proficiency	2017 and 2018	2018 and 2019 First Year Employment Reported in Arkansas			
	Graduates	% Employed	Average	% Full-Time	Full-Time Avg.
ALL AREAS OF STUDY	501	93%	\$22,848	76%	\$31,473
<b>HEALTH PROFESSIONS</b>					
Emergency Medical Technician (51.0904)	56	96%	\$21,595	73%	\$29,294
Medical Insurance Coding (51.0713)	15	80%	\$20,090	80%	\$24,809
Medical Transcription (51.0708)	<11	-	-	-	-
Nursing Assistant (51.3902)	157	90%	\$15,128	67%	\$25,556
Phlebotomy (51.1009)	58	83%	\$10,760	-	-
<b>LAW ENFORCEMENT &amp; PROTECTIVE SERV.</b>					
Law Enforcement (43.0107)	197	99%	\$31,969	86%	\$33,784
Law Enforcement Administration (43.0103)	<11	-	-	-	-
<b>MECHANIC &amp; REPAIR TECHNOLOGIES</b>					
Microcomputer Repair Technician (47.0104)	<11	-	-	-	-

Full-Time Employment requires Arkansas wages reported in all four quarters of the first year after graduation and total wages of at least minimum wage at 1,560 hours annual. Graduates still enrolled are excluded from Full-Time calculations.

# Black River Technical College - 2020 Economic Security Report

Technical Certificates	2017 and 2018		2018 and 2019 First Year Employment Reported in Arkansas			
	Graduates	% Employed	Average	% Full-Time	Full-Time Avg.	
ALL AREAS OF STUDY	338	89%	\$24,518	59%	\$32,436	
<b>BUSINESS, MANAGEMENT &amp; MARKETING</b>						
Administrative Services Technology (52.0401)	<11	-	-	-	-	
<b>HEALTH PROFESSIONS</b>						
Emergency Medical Technology (51.0904)	12	92%	\$35,684	-	-	
Health Professions (51.0000)	139	88%	\$22,661	83%	\$30,701	
Nutrition and Foodservice Management (51.3104)	<11	-	-	-	-	
Practical Nursing (51.3901)	85	99%	\$27,039	91%	\$30,675	
<b>LAW ENFORCEMENT &amp; PROTECTIVE SERV.</b>						
Fire Science (43.0203)	<11	-	-	-	-	
Law Enforcement Administration (43.0103)	<11	-	-	-	-	
<b>MECHANIC &amp; REPAIR TECHNOLOGIES</b>						
Auto Collision Cosmetic Repair Technology (47.0603)	<11	-	-	-	-	
Auto Collision Structural Repair Technology (47.0603)	<11	-	-	-	-	
Electrical Engine Specialty (47.0604)	<11	-	-	-	-	
Industrial Electricity/Electronic (47.0105)	29	79%	\$31,576	47%	\$41,018	
Microcomputer Repair Technician (47.0104)	<11	-	-	-	-	
Powertrains Systems (47.0604)	<11	-	-	-	-	
<b>PRECISION PRODUCTION</b>						
Machine Tool Technology (48.0501)	<11	-	-	-	-	
Welding (48.0508)	12	100%	\$21,910	67%	\$35,147	

Full-Time Employment requires Arkansas wages reported in all four quarters of the first year after graduation and total wages of at least minimum wage at 1,560 hours annual. Graduates still enrolled are excluded from Full-Time calculations.

# Black River Technical College - 2020 Economic Security Report

Associate Degrees	2017 and 2018		2018 and 2019 First Year Employment Reported in Arkansas			
	Graduates	% Employed	Average	% Full-Time	Full-Time Avg.	
ALL AREAS OF STUDY	554	87%	\$28,275	71%	\$42,906	
<b>AGRICULTURE</b>						
Agriculture (01.0000)	<11	-	-	-	-	
<b>BUSINESS, MANAGEMENT &amp; MARKETING</b>						
Accounting (52.0302)	<11	-	-	-	-	
Business (52.0101)	<11	-	-	-	-	
Business Administration (52.0201)	<11	-	-	-	-	
Business Technology (52.0401)	<11	-	-	-	-	
Legal Administrative Systems (52.0401)	<11	-	-	-	-	
<b>COMPUTER &amp; INFORMATION SCIENCES</b>						
Computer Information Technology (11.1099)	<11	-	-	-	-	
<b>HEALTH PROFESSIONS</b>						
Emergency Medical Technician-Paramedic (51.0904)	<11	-	-	-	-	
Medical Office Administration (51.0707)	<11	-	-	-	-	
Nursing (51.3801)	95	98%	\$50,898	94%	\$55,021	
Nutrition and Dietetics (51.3101)	<11	-	-	-	-	
Respiratory Care (51.0908)	19	89%	\$25,693	61%	\$30,998	
<b>LAW ENFORCEMENT &amp; PROTECTIVE SERV.</b>						
Criminal Justice (43.0107)	14	79%	\$16,324	-	-	
Criminal Justice (43.0199)	12	83%	\$19,197	-	-	
Fire Science (43.0203)	<11	-	-	-	-	
Law Enforcement Administration (43.0103)	<11	-	-	-	-	
<b>LIBERAL ARTS &amp; SCI., GEN. STUDIES</b>						
General Education (24.0101)	166	80%	\$15,389	50%	\$26,295	
<b>MECHANIC &amp; REPAIR TECHNOLOGIES</b>						
Industrial Maintenance Technology (47.0303)	12	75%	\$44,576	75%	\$44,576	
<b>MULTI/INTERDISCIPLINARY STUDIES</b>						
General Technology (30.9999)	180	89%	\$27,253	80%	\$45,968	

Full-Time Employment requires Arkansas wages reported in all four quarters of the first year after graduation and total wages of at least minimum wage at 1,560 hours annual. Graduates still enrolled are excluded from Full-Time calculations.

# Cossatot Community College of the U A - 2020 Economic Security Report

Certificates of Proficiency	2017 and 2018	2018 and 2019 First Year Employment Reported in Arkansas			
	Graduates	% Employed	Average	% Full-Time	Full-Time Avg.
ALL AREAS OF STUDY	499	80%	\$17,808	33%	\$26,672
<b>BUSINESS, MANAGEMENT &amp; MARKETING</b>					
Accounting (52.0302)	<11	-	-	-	-
Administrative Assistant (52.0401)	<11	-	-	-	-
Business Management (52.0101)	<11	-	-	-	-
<b>COMMUNICATION &amp; JOURNALISM</b>					
Radio Broadcasting (09.0701)	<11	-	-	-	-
<b>FAMILY &amp; CONSUMER SCIENCES</b>					
Child Development (19.0706)	13	85%	\$19,758	60%	\$26,705
<b>HEALTH PROFESSIONS</b>					
Emergency Medical Technology (51.0904)	16	81%	\$18,022	56%	\$30,491
Medical Transcription (51.0708)	11	82%	\$16,505	-	-
<b>MECHANIC &amp; REPAIR TECHNOLOGIES</b>					
Automotive Technology (47.0604)	17	88%	\$16,937	-	-
Automotive Technology (47.0604)	16	81%	\$17,637	-	-
Automotive Technology (47.0604)	<11	-	-	-	-
Automotive Technology (47.0604)	22	73%	\$13,952	-	-
Collision Repair (47.0603)	<11	-	-	-	-
Hydraulics/Pneumatics (47.0106)	28	71%	\$18,342	-	-
Industrial Motors & Controls (47.0105)	24	75%	\$24,897	-	-
Mechanical Devices (47.0104)	14	86%	\$18,337	-	-
Metal Repair (47.0603)	<11	-	-	-	-
Programmable Controls (47.0302)	22	77%	\$30,277	-	-
Repair of Plastics, Mechanical and Electrical Components (47.0600)	<11	-	-	-	-
<b>PRECISION PRODUCTION</b>					
MIG Welding (48.0508)	69	84%	\$17,100	-	-
Pipe Welding (SMAW-Stainless Steel) (48.0599)	16	81%	\$18,580	-	-
Pipe Welding-GMAW/FCAW (48.0599)	22	77%	\$18,091	-	-

Full-Time Employment requires Arkansas wages reported in all four quarters of the first year after graduation and total wages of at least minimum wage at 1,560 hours annual. Graduates still enrolled are excluded from Full-Time calculations.

# Cossatot Community College of the U A - 2020 Economic Security Report

Certificates of Proficiency	2017 and 2018	2018 and 2019 First Year Employment Reported in Arkansas			
	Graduates	% Employed	Average	% Full-Time	Full-Time Avg.
Pipe Welding-GTAW (48.0599)	20	80%	\$22,367	-	-
Pipe Welding-SMAW (48.0599)	20	80%	\$18,827	-	-
SMAW Welding (48.0508)	82	76%	\$13,522	19%	\$23,236
Tungsten Inert Gas (TIG) Welding (48.0508)	52	79%	\$17,709	-	-

Full-Time Employment requires Arkansas wages reported in all four quarters of the first year after graduation and total wages of at least minimum wage at 1,560 hours annual. Graduates still enrolled are excluded from Full-Time calculations.



# Cossatot Community College of the U A - 2020 Economic Security Report

Technical Certificates	2017 and 2018		2018 and 2019 First Year Employment Reported in Arkansas			
	Graduates	% Employed	Average	% Full-Time	Full-Time Avg.	
ALL AREAS OF STUDY	326	76%	\$18,487	28%	\$29,777	
<b>AGRICULTURE</b>						
Agriculture (01.0000)	13	54%	\$11,977	-	-	
<b>BUSINESS, MANAGEMENT &amp; MARKETING</b>						
Accounting (52.0302)	<11	-	-	-	-	
Administrative Assistant (52.0401)	<11	-	-	-	-	
<b>COMMUNICATION &amp; JOURNALISM</b>						
Radio Broadcasting (09.0701)	<11	-	-	-	-	
<b>HEALTH PROFESSIONS</b>						
Health Professions (51.0000)	100	71%	\$17,407	42%	\$23,389	
Medical Assisting (51.0801)	<11	-	-	-	-	
Practical Nursing (51.3901)	49	88%	\$20,526	-	-	
<b>MECHANIC &amp; REPAIR TECHNOLOGIES</b>						
Automotive Service Technology (47.0604)	<11	-	-	-	-	
Collision Repair Technology (47.0603)	<11	-	-	-	-	
Industrial Electricity (47.0101)	20	90%	\$30,125	-	-	
Industrial Technology (47.0303)	18	89%	\$27,621	-	-	
<b>PERSONAL &amp; CULINARY SERVICES</b>						
Cosmetology (12.0401)	20	50%	\$6,729	-	-	
<b>PRECISION PRODUCTION</b>						
Pipe Welding (48.0599)	18	78%	\$21,512	45%	\$31,573	
Welding (48.0508)	49	80%	\$17,244	26%	\$28,881	

Full-Time Employment requires Arkansas wages reported in all four quarters of the first year after graduation and total wages of at least minimum wage at 1,560 hours annual. Graduates still enrolled are excluded from Full-Time calculations.

# Cossatot Community College of the U A - 2020 Economic Security Report

Associate Degrees	2017 and 2018		2018 and 2019 First Year Employment Reported in Arkansas			
	Graduates	% Employed	Average	% Full-Time	Full-Time Avg.	
ALL AREAS OF STUDY	340	76%	\$19,087	39%	\$31,471	
<b>AGRICULTURE</b>						
Agriculture (01.0101)	<11	-	-	-	-	
<b>BUSINESS, MANAGEMENT &amp; MARKETING</b>						
Accounting (52.0302)	<11	-	-	-	-	
Business (52.0101)	15	93%	\$18,378	44%	\$23,817	
Business Management (52.0101)	21	86%	\$14,049	32%	\$18,293	
<b>EDUCATION</b>						
Education (13.1202)	31	74%	\$14,061	35%	\$23,147	
Physical Education, Wellness, & Leisure (13.1314)	<11	-	-	-	-	
<b>HEALTH PROFESSIONS</b>						
Medical Assisting (51.0801)	<11	-	-	-	-	
Medical Sciences (51.0000)	<11	-	-	-	-	
Nursing (51.3801)	48	88%	\$28,004	43%	\$39,941	
Occupational Therapy Assistant (51.0803)	26	46%	\$13,398	16%	\$30,804	
<b>LAW ENFORCEMENT &amp; PROTECTIVE SERV.</b>						
Criminal Justice (43.0104)	11	82%	\$19,472	43%	\$31,136	
<b>LIBERAL ARTS &amp; SCI., GEN. STUDIES</b>						
General Education (24.0101)	18	83%	\$16,502	44%	\$29,709	
General Studies (24.0102)	79	70%	\$15,220	31%	\$30,279	
STEM (24.0102)	<11	-	-	-	-	
<b>MULTI/INTERDISCIPLINARY STUDIES</b>						
General Technology (30.9999)	42	83%	\$25,550	52%	\$37,907	
<b>NATURAL RESOURCES &amp; CONSERVATION</b>						
Natural Resources (03.0501)	<11	-	-	-	-	
<b>PSYCHOLOGY</b>						
Psychology (42.0101)	17	71%	\$15,264	67%	\$28,114	

Full-Time Employment requires Arkansas wages reported in all four quarters of the first year after graduation and total wages of at least minimum wage at 1,560 hours annual. Graduates still enrolled are excluded from Full-Time calculations.



# East Arkansas Community College - 2020 Economic Security Report

Certificates of Proficiency	2017 and 2018	2018 and 2019 First Year Employment Reported in Arkansas			
	Graduates	% Employed	Average	% Full-Time	Full-Time Avg.
ALL AREAS OF STUDY	85	33%	\$13,713	17%	\$24,914
<b>HEALTH PROFESSIONS</b>					
Emergency Medical Technology (51.0904)	<11	-	-	-	-
Medical Professions Education (51.0000)	<11	-	-	-	-
<b>LAW ENFORCEMENT &amp; PROTECTIVE SERV.</b>					
Criminal Justice (43.0103)	<11	-	-	-	-
<b>MECHANIC &amp; REPAIR TECHNOLOGIES</b>					
Diesel Technology (47.0605)	58	12%	\$15,272	-	-
<b>PRECISION PRODUCTION</b>					
Welding Technology (48.0508)	<11	-	-	-	-

Full-Time Employment requires Arkansas wages reported in all four quarters of the first year after graduation and total wages of at least minimum wage at 1,560 hours annual. Graduates still enrolled are excluded from Full-Time calculations.

# East Arkansas Community College - 2020 Economic Security Report

Technical Certificates	2017 and 2018		2018 and 2019 First Year Employment Reported in Arkansas			
	Graduates	% Employed	Average	% Full-Time	Full-Time Avg.	
ALL AREAS OF STUDY	298	55%	\$18,473	4%	\$36,161	
<b>BUSINESS, MANAGEMENT &amp; MARKETING</b>						
Office Technology (52.0408)	12	-	-	-	-	
Word Processing/Desktop Publishing (52.0401)	<11	-	-	-	-	
<b>ENGINEERING TECHNOLOGY</b>						
Drafting & Design (15.1302)	33	-	-	-	-	
<b>HEALTH PROFESSIONS</b>						
Health Professions (51.0000)	59	75%	\$26,913	-	-	
Paramedic (51.0904)	<11	-	-	-	-	
<b>LAW ENFORCEMENT &amp; PROTECTIVE SERV.</b>						
Criminal Justice (43.0107)	<11	-	-	-	-	
<b>LIBERAL ARTS &amp; SCI., GEN. STUDIES</b>						
General Studies (24.0101)	137	78%	\$13,895	-	-	
<b>MECHANIC &amp; REPAIR TECHNOLOGIES</b>						
Diesel Technology (47.0605)	42	-	-	-	-	
<b>PRECISION PRODUCTION</b>						
Welding Technology (48.0508)	<11	-	-	-	-	

Full-Time Employment requires Arkansas wages reported in all four quarters of the first year after graduation and total wages of at least minimum wage at 1,560 hours annual. Graduates still enrolled are excluded from Full-Time calculations.

# East Arkansas Community College - 2020 Economic Security Report

Associate Degrees	2017 and 2018		2018 and 2019 First Year Employment Reported in Arkansas			
	Graduates	% Employed	Average	% Full-Time	Full-Time Avg.	
ALL AREAS OF STUDY	207	77%	\$20,157	51%	\$36,424	
<b>BUSINESS, MANAGEMENT &amp; MARKETING</b>						
Administrative Office Technology (52.0401)	<11	-	-	-	-	
Business (52.0101)	<11	-	-	-	-	
Management (52.0201)	<11	-	-	-	-	
<b>EDUCATION</b>						
Education (13.1206)	<11	-	-	-	-	
<b>HEALTH PROFESSIONS</b>						
Medical Assisting Technology (51.0801)	<11	-	-	-	-	
Nursing (51.3801)	28	82%	\$44,005	62%	\$51,872	
Paramedic (51.0904)	<11	-	-	-	-	
Radiologic Technology (51.0907)	<11	-	-	-	-	
<b>LAW ENFORCEMENT &amp; PROTECTIVE SERV.</b>						
Criminal Justice (43.0104)	<11	-	-	-	-	
Criminal Justice (43.0107)	<11	-	-	-	-	
<b>LIBERAL ARTS &amp; SCI., GEN. STUDIES</b>						
General Education (24.0102)	126	75%	\$13,191	43%	\$26,446	
<b>MULTI/INTERDISCIPLINARY STUDIES</b>						
General Technology (30.9999)	<11	-	-	-	-	

Full-Time Employment requires Arkansas wages reported in all four quarters of the first year after graduation and total wages of at least minimum wage at 1,560 hours annual. Graduates still enrolled are excluded from Full-Time calculations.

# Henderson State University - 2020 Economic Security Report

Certificates of Proficiency	2017 and 2018		2018 and 2019 First Year Employment Reported in Arkansas			
	Graduates	% Employed	Average	% Full-Time	Full-Time Avg.	
ALL AREAS OF STUDY	12	83%	\$25,200	-	-	-
<b>BUSINESS, MANAGEMENT &amp; MARKETING</b>						
Personal Sales (52.1804)	<11	-	-	-	-	-
<b>EDUCATION</b>						
English as a Second Language (13.1401)	<11	-	-	-	-	-
<b>ENGLISH LANGUAGE &amp; LITERATURE</b>						
Creative Writing (23.1302)	<11	-	-	-	-	-
<b>HISTORY</b>						
Museum Studies (54.0105)	<11	-	-	-	-	-
<b>LAW ENFORCEMENT &amp; PROTECTIVE SERV.</b>						
Criminal Justice (43.0104)	<11	-	-	-	-	-

Associate Degrees	2017 and 2018		2018 and 2019 First Year Employment Reported in Arkansas			
	Graduates	% Employed	Average	% Full-Time	Full-Time Avg.	
ALL AREAS OF STUDY	28	86%	\$15,615	-	-	-
<b>HEALTH PROFESSIONS</b>						
Health Science (51.0000)	<11	-	-	-	-	-
Health Science (51.3801)	<11	-	-	-	-	-
Radiography (51.0911)	14	93%	\$20,013	-	-	-

Full-Time Employment requires Arkansas wages reported in all four quarters of the first year after graduation and total wages of at least minimum wage at 1,560 hours annual. Graduates still enrolled are excluded from Full-Time calculations.

# Henderson State University - 2020 Economic Security Report

Baccalaureate Degrees	2017 and 2018		2018 and 2019 First Year Employment Reported in Arkansas			
	Graduates	% Employed	Average	% Full-Time	Full-Time Avg.	
ALL AREAS OF STUDY	1,036	77%	\$23,671	45%	\$33,800	
<b>BIOLOGICAL &amp; BIOMEDICAL SCIENCES</b>						
Biology (26.0101)	27	63%	\$14,792	-	-	
<b>BUSINESS, MANAGEMENT &amp; MARKETING</b>						
Accounting (52.0301)	46	80%	\$25,031	54%	\$37,478	
Business Administration (52.0101)	120	74%	\$24,895	44%	\$33,379	
Management Information Systems (52.1201)	<11	-	-	-	-	
<b>COMMUNICATION &amp; JOURNALISM</b>						
Communication (09.0100)	<11	-	-	-	-	
Mass Media Communication (09.0401)	18	72%	\$15,036	35%	\$25,268	
<b>COMPUTER &amp; INFORMATION SCIENCES</b>						
Computer Science (11.0101)	<11	-	-	-	-	
<b>EDUCATION</b>						
Art Education K-12 (13.1302)	<11	-	-	-	-	
Computer Science and Business Technology Education (13.1303)	<11	-	-	-	-	
Early Childhood Education (13.1210)	14	93%	\$21,635	50%	\$29,546	
Educational Studies Elementary (13.1202)	19	95%	\$22,974	-	-	
Educational Studies Middle Level (13.1203)	<11	-	-	-	-	
Elementary Education (13.1202)	48	90%	\$28,556	75%	\$29,414	
Health and Physical Education (13.1314)	35	94%	\$32,505	75%	\$38,065	
Middle Level Education (13.1203)	21	90%	\$25,888	63%	\$34,922	
Social Science (13.1317)	<11	-	-	-	-	
Special Education K-12 (13.1001)	<11	-	-	-	-	
<b>ENGLISH LANGUAGE &amp; LITERATURE</b>						
English (23.0101)	24	79%	\$18,585	47%	\$26,663	
<b>FAMILY &amp; CONSUMER SCIENCES</b>						
Family & Consumer Sciences (19.0101)	35	74%	\$18,935	39%	\$23,747	

Full-Time Employment requires Arkansas wages reported in all four quarters of the first year after graduation and total wages of at least minimum wage at 1,560 hours annual. Graduates still enrolled are excluded from Full-Time calculations.

# Henderson State University - 2020 Economic Security Report

Baccalaureate Degrees	2017 and 2018		2018 and 2019 First Year Employment Reported in Arkansas			
	Graduates	% Employed	Average	% Full-Time	Full-Time Avg.	
<b>FOREIGN LANGUAGES &amp; LINGUISTICS</b>						
Spanish (16.0905)	<11	-	-	-	-	
<b>HEALTH PROFESSIONS</b>						
Athletic Training (51.0913)	11	91%	\$18,951	-	-	
Health and Human Performance (51.2299)	<11	-	-	-	-	
Nuclear Medicine Technology (51.0905)	<11	-	-	-	-	
Nursing (51.3801)	51	82%	\$51,293	78%	\$53,148	
Radiography (51.0911)	<11	-	-	-	-	
<b>HISTORY</b>						
History (54.0101)	<11	-	-	-	-	
<b>LAW ENFORCEMENT &amp; PROTECTIVE SERV.</b>						
Criminal Justice (43.0104)	<11	-	-	-	-	
<b>LIBERAL ARTS &amp; SCI., GEN. STUDIES</b>						
Integrated Studies (24.0102)	118	72%	\$21,995	37%	\$29,617	
<b>MATHEMATICS &amp; STATISTICS</b>						
Mathematics (27.0101)	<11	-	-	-	-	
<b>PARKS, RECREATION, LEISURE &amp; FITNESS</b>						
Recreation (31.0301)	58	59%	\$16,072	8%	\$25,858	
<b>PHYSICAL SCIENCES</b>						
Chemistry (40.0501)	<11	-	-	-	-	
Physics (40.0801)	<11	-	-	-	-	
<b>PSYCHOLOGY</b>						
Psychology (42.0101)	24	83%	\$14,799	29%	\$24,197	
Psychology (42.0101)	59	78%	\$14,543	38%	\$21,734	
<b>PUBLIC ADMIN. &amp; SOCIAL SERVICE</b>						
Human Services (44.0701)	61	85%	\$18,640	43%	\$22,937	
Public Administration (44.0401)	<11	-	-	-	-	
Public Administration/Public Management (44.0401)	<11	-	-	-	-	

Full-Time Employment requires Arkansas wages reported in all four quarters of the first year after graduation and total wages of at least minimum wage at 1,560 hours annual. Graduates still enrolled are excluded from Full-Time calculations.



# Henderson State University - 2020 Economic Security Report

Baccalaureate Degrees	2017 and 2018		2018 and 2019 First Year Employment Reported in Arkansas			
	Graduates	% Employed	Average	% Full-Time	Full-Time Avg.	
<b>SOCIAL SCIENCES</b>						
Political Science (45.1001)	17	82%	\$13,521	29%	\$26,365	
Sociology (45.1101)	<11	-	-	-	-	
<b>TRANSPORTATION &amp; MATERIALS MOVING</b>						
Aviation (49.0101)	28	75%	\$22,913	43%	\$34,147	
<b>VISUAL &amp; PERFORMING ARTS</b>						
Music (50.0901)	<11	-	-	-	-	
Music (50.0903)	<11	-	-	-	-	
Music, Education K-12 (50.0903)	19	95%	\$27,928	72%	\$33,524	
Studio Art (50.0701)	21	62%	\$15,993	39%	\$23,001	
Theatre Arts (50.0501)	16	63%	\$11,716	25%	\$16,775	

Post-Baccalaureate Certificates	2017 and 2018		2018 and 2019 First Year Employment Reported in Arkansas			
	Graduates	% Employed	Average	% Full-Time	Full-Time Avg.	
ALL AREAS OF STUDY	34	94%	\$53,015	88%	\$57,759	
<b>EDUCATION</b>						
Dyslexia Therapy (13.1012)	<11	-	-	-	-	
Educational Leadership (13.0408)	12	92%	\$58,542	88%	\$62,686	
English as a Second Language (13.1401)	<11	-	-	-	-	
Instructional Facilitator (13.9999)	<11	-	-	-	-	
<b>PSYCHOLOGY</b>						
Developmental Therapy (42.2703)	<11	-	-	-	-	

Full-Time Employment requires Arkansas wages reported in all four quarters of the first year after graduation and total wages of at least minimum wage at 1,560 hours annual. Graduates still enrolled are excluded from Full-Time calculations.

# Henderson State University - 2020 Economic Security Report

Master's Degrees	2017 and 2018		2018 and 2019 First Year Employment Reported in Arkansas			
	Graduates	% Employed	Average	% Full-Time	Full-Time Avg.	
ALL AREAS OF STUDY	276	83%	\$36,224	57%	\$41,725	
<b>BUSINESS, MANAGEMENT &amp; MARKETING</b>						
Business Administration (52.0101)	34	76%	\$31,661	42%	\$41,186	
<b>EDUCATION</b>						
Advanced Instructional Studies (13.0301)	25	100%	\$41,013	45%	\$47,277	
Education (13.1299)	31	97%	\$40,254	89%	\$41,501	
Educational Leadership P-12 (13.0408)	35	94%	\$48,002	79%	\$50,382	
Educational Technology Leadership (13.0401)	11	100%	\$50,176	100%	\$53,443	
Instructional Specialist, Special Education (13.1001)	<11	-	-	-	-	
School Counseling K-12 (13.1101)	<11	-	-	-	-	
Special Education K-12 (13.1015)	12	100%	\$38,704	90%	\$42,667	
<b>HEALTH PROFESSIONS</b>						
Clinical Mental Health Counseling (51.1508)	39	90%	\$29,773	45%	\$35,586	
<b>LIBERAL ARTS &amp; SCI., GEN. STUDIES</b>						
Liberal Arts (24.0101)	<11	-	-	-	-	
<b>PARKS, RECREATION, LEISURE &amp; FITNESS</b>						
Sport Administration (31.0504)	48	63%	\$26,315	46%	\$32,455	
<b>PSYCHOLOGY</b>						
Developmental Therapy (42.2703)	22	68%	\$24,377	28%	\$33,780	

Post-Master's Degree Certificates	2017 and 2018		2018 and 2019 First Year Employment Reported in Arkansas			
	Graduates	% Employed	Average	% Full-Time	Full-Time Avg.	
ALL AREAS OF STUDY	23	100%	\$65,524	90%	\$66,769	
<b>EDUCATION</b>						
Educational Leadership (13.0401)	23	100%	\$65,524	90%	\$66,769	

Full-Time Employment requires Arkansas wages reported in all four quarters of the first year after graduation and total wages of at least minimum wage at 1,560 hours annual. Graduates still enrolled are excluded from Full-Time calculations.



# National Park College - 2020 Economic Security Report

Certificates of Proficiency	2017 and 2018		2018 and 2019 First Year Employment Reported in Arkansas			
	Graduates	% Employed	Average	% Full-Time	Full-Time Avg.	
ALL AREAS OF STUDY	422	82%	\$17,967	52%	\$24,422	
<b>BUSINESS, MANAGEMENT &amp; MARKETING</b>						
Hospitality Administration (52.0901)	21	81%	\$17,810	60%	\$27,990	
<b>COMPUTER &amp; INFORMATION SCIENCES</b>						
Desktop Publishing Design (11.0801)	37	59%	\$4,274	-	-	
<b>HEALTH PROFESSIONS</b>						
Emergency Medical Technician (51.0904)	34	97%	\$20,760	68%	\$22,971	
<b>LAW ENFORCEMENT &amp; PROTECTIVE SERV.</b>						
Crime Scene Investigation (43.0106)	<11	-	-	-	-	
Criminal Justice (43.0107)	25	80%	\$9,834	-	-	
<b>MECHANIC &amp; REPAIR TECHNOLOGIES</b>						
Automotive Brake Specialist (47.0604)	29	86%	\$15,253	50%	\$21,071	
Automotive Engine Performance Specialist (47.0604)	<11	-	-	-	-	
Automotive Front End Specialist (47.0604)	24	88%	\$15,311	56%	\$23,519	
Automotive Service Technology (47.0604)	<11	-	-	-	-	
Automotive Service/Maintenance (47.0604)	31	87%	\$14,946	53%	\$21,157	
Automotive Tune-up Specialist (47.0604)	23	87%	\$15,280	56%	\$23,519	
Industrial Controls (47.0105)	16	88%	\$30,847	-	-	
Mechanical Systems (47.0303)	24	88%	\$40,195	-	-	
<b>PRECISION PRODUCTION</b>						
GMAW (MIG) Welding (48.0508)	39	85%	\$20,681	71%	\$25,368	
GTAW (TIG) Welding (48.0508)	32	81%	\$19,803	64%	\$23,588	
SMAW Welding (48.0508)	22	77%	\$17,607	63%	\$24,637	
Welding Layout & Fabrication (48.0508)	24	75%	\$17,729	63%	\$23,941	
<b>VISUAL &amp; PERFORMING ARTS</b>						
Advertising and Design (50.0402)	27	81%	\$9,326	-	-	

Full-Time Employment requires Arkansas wages reported in all four quarters of the first year after graduation and total wages of at least minimum wage at 1,560 hours annual. Graduates still enrolled are excluded from Full-Time calculations.

# National Park College - 2020 Economic Security Report

Technical Certificates	2017 and 2018		2018 and 2019 First Year Employment Reported in Arkansas			
	Graduates	% Employed	Average	% Full-Time	Full-Time Avg.	
ALL AREAS OF STUDY	301	88%	\$28,481	56%	\$35,338	
<b>BUSINESS, MANAGEMENT &amp; MARKETING</b>						
Accounting Technician (52.0302)	<11	-	-	-	-	
Hospitality & Tourism Administration (52.0901)	13	69%	\$14,725	-	-	
Office Administration (52.0401)	<11	-	-	-	-	
<b>COMPUTER &amp; INFORMATION SCIENCES</b>						
Web Design (11.0801)	<11	-	-	-	-	
<b>FAMILY &amp; CONSUMER SCIENCES</b>						
Early Childhood Education (19.0709)	<11	-	-	-	-	
<b>HEALTH PROFESSIONS</b>						
Allied Health (51.0000)	<11	-	-	-	-	
Allied Health (51.1099)	58	93%	\$22,353	-	-	
Emergency Medical Services-Paramedic (51.0904)	17	100%	\$36,173	-	-	
Phlebotomy (51.1009)	<11	-	-	-	-	
Practical Nursing (51.3901)	60	100%	\$35,018	80%	\$37,517	
Pre-Nursing (51.1105)	44	91%	\$37,549	67%	\$44,027	
Professional Medical Coding (51.0707)	<11	-	-	-	-	
<b>LAW ENFORCEMENT &amp; PROTECTIVE SERV.</b>						
Crime Scene Investigation (43.0106)	<11	-	-	-	-	
<b>LEGAL PROFESSIONS &amp; STUDIES</b>						
Paralegal (22.0302)	<11	-	-	-	-	
<b>LIBERAL ARTS &amp; SCI., GEN. STUDIES</b>						
General Studies (24.0101)	11	64%	\$9,886	-	-	
<b>MECHANIC &amp; REPAIR TECHNOLOGIES</b>						
Aerospace Fabrication & Repair (47.0607)	<11	-	-	-	-	
Automotive Maintenance & Repair (47.0604)	<11	-	-	-	-	
Automotive Service Technology (47.0604)	<11	-	-	-	-	
Industrial Technology (47.0303)	18	89%	\$43,491	75%	\$48,373	

Full-Time Employment requires Arkansas wages reported in all four quarters of the first year after graduation and total wages of at least minimum wage at 1,560 hours annual. Graduates still enrolled are excluded from Full-Time calculations.

# National Park College - 2020 Economic Security Report

Technical Certificates	2017 and 2018		2018 and 2019 First Year Employment Reported in Arkansas			
	Graduates	% Employed	Average	% Full-Time	Full-Time Avg.	
Marine Repair Technology (47.0616)	14	79%	\$20,050	50%	\$25,925	
<b>PRECISION PRODUCTION</b>						
Welding Technology (48.0508)	12	58%	\$19,397	44%	\$26,754	
<b>VISUAL &amp; PERFORMING ARTS</b>						
Graphic Design (50.0409)	<11	-	-	-	-	
Photography (50.0605)	<11	-	-	-	-	

Full-Time Employment requires Arkansas wages reported in all four quarters of the first year after graduation and total wages of at least minimum wage at 1,560 hours annual. Graduates still enrolled are excluded from Full-Time calculations.



# National Park College - 2020 Economic Security Report

Associate Degrees	2017 and 2018		2018 and 2019 First Year Employment Reported in Arkansas			
	Graduates	% Employed	Average	% Full-Time	Full-Time Avg.	
ALL AREAS OF STUDY	513	84%	\$25,315	56%	\$37,389	
<b>BUSINESS, MANAGEMENT &amp; MARKETING</b>						
Accounting (52.0302)	<11	-	-	-	-	
Business (52.0101)	23	96%	\$23,169	30%	\$34,158	
Business Information Systems (52.1301)	<11	-	-	-	-	
Business Management (52.0201)	<11	-	-	-	-	
Hospitality & Tourism Administration (52.0901)	<11	-	-	-	-	
<b>COMPUTER &amp; INFORMATION SCIENCES</b>						
Computer Information Systems (11.0101)	14	100%	\$22,864	55%	\$32,183	
<b>EDUCATION</b>						
Education (13.1203)	23	78%	\$9,156	-	-	
<b>ENGINEERING</b>						
Engineering (14.0101)	<11	-	-	-	-	
<b>FAMILY &amp; CONSUMER SCIENCES</b>						
Early Childcare Education (19.0708)	<11	-	-	-	-	
<b>HEALTH PROFESSIONS</b>						
Emergency Medical Services-Paramedic (51.0904)	<11	-	-	-	-	
Health Information Technology (51.0707)	11	91%	\$25,752	67%	\$30,293	
Medical Laboratory Technology (51.1004)	<11	-	-	-	-	
Medical Laboratory Technology (51.1004)	<11	-	-	-	-	
Radiologic Technology (51.0907)	<11	-	-	-	-	
Radiologic Technology (51.0911)	<11	-	-	-	-	
Registered Nursing (51.3801)	96	95%	\$47,982	83%	\$50,547	
Respiratory Care (51.0908)	15	100%	\$31,894	86%	\$32,453	
<b>LAW ENFORCEMENT &amp; PROTECTIVE SERV.</b>						
Criminal Justice (43.0107)	19	84%	\$19,235	44%	\$30,671	
<b>LIBERAL ARTS &amp; SCI., GEN. STUDIES</b>						
General Education (24.0102)	208	75%	\$16,141	38%	\$27,417	

Full-Time Employment requires Arkansas wages reported in all four quarters of the first year after graduation and total wages of at least minimum wage at 1,560 hours annual. Graduates still enrolled are excluded from Full-Time calculations.

# National Park College - 2020 Economic Security Report

Associate Degrees	2017 and 2018	2018 and 2019 First Year Employment Reported in Arkansas			
	Graduates	% Employed	Average	% Full-Time	Full-Time Avg.
Liberal Arts and Sciences (24.0101)	<11	-	-	-	-
Liberal Studies (24.0101)	20	80%	\$15,342	-	-
<b>MULTI/INTERDISCIPLINARY STUDIES</b>					
General Technology (30.9999)	<11	-	-	-	-
<b>VISUAL &amp; PERFORMING ARTS</b>					
Visual & Media Arts (50.0402)	15	73%	\$13,931	50%	\$19,896

Full-Time Employment requires Arkansas wages reported in all four quarters of the first year after graduation and total wages of at least minimum wage at 1,560 hours annual. Graduates still enrolled are excluded from Full-Time calculations.

# North Arkansas College - 2020 Economic Security Report

Certificates of Proficiency	2017 and 2018		2018 and 2019 First Year Employment Reported in Arkansas			
	Graduates	% Employed	Average	% Full-Time	Full-Time Avg.	
ALL AREAS OF STUDY	425	73%	\$16,036	38%	\$32,199	
<b>BASIC SKILLS &amp; DEVELOPMENTAL</b>						
Workforce Technology (32.0111)	51	73%	\$15,119	-	-	
<b>COMPUTER &amp; INFORMATION SCIENCES</b>						
Network/Systems Administration (11.0901)	11	73%	\$14,198	-	-	
<b>CONSTRUCTION TRADES</b>						
Construction Technology (46.0000)	27	67%	\$12,034	38%	\$34,123	
<b>ENGINEERING TECHNOLOGY</b>						
Computer-Aided Design (15.1301)	<11	-	-	-	-	
Engineering Technology (15.0303)	<11	-	-	-	-	
Industrial Electronics Technician (15.0303)	<11	-	-	-	-	
<b>HEALTH PROFESSIONS</b>						
Administrative Medical Assistant (51.0710)	<11	-	-	-	-	
Clinical Medical Assistant (51.0802)	<11	-	-	-	-	
Emergency Medical Technician (51.0904)	42	86%	\$15,398	50%	\$38,164	
Nursing Assistant (51.3902)	72	72%	\$10,694	18%	\$14,252	
Phlebotomy Technician (51.1009)	<11	-	-	-	-	
Pre-Allied Health (51.0000)	26	85%	\$17,672	-	-	
<b>MECHANIC &amp; REPAIR TECHNOLOGIES</b>						
Climate Control/Manual Drive Trains Technology (47.0604)	<11	-	-	-	-	
Collision Repair Technology (47.0603)	<11	-	-	-	-	
Gas Engine Repair & Brake Technology (47.0604)	32	72%	\$10,693	-	-	
Heating, Ventilation & Air Conditioning (47.0201)	15	73%	\$17,823	-	-	
<b>PRECISION PRODUCTION</b>						
Certification Welding (48.0508)	<11	-	-	-	-	
Gas Metal Arc Welding (GMAW) (48.0508)	<11	-	-	-	-	
Manufacturing Technology (48.0501)	<11	-	-	-	-	
Shielded Metal Arc Welding (SMAW) (48.0508)	17	76%	\$15,836	56%	\$26,511	

Full-Time Employment requires Arkansas wages reported in all four quarters of the first year after graduation and total wages of at least minimum wage at 1,560 hours annual. Graduates still enrolled are excluded from Full-Time calculations.

# North Arkansas College - 2020 Economic Security Report

Certificates of Proficiency	2017 and 2018	2018 and 2019 First Year Employment Reported in Arkansas			
	Graduates	% Employed	Average	% Full-Time	Full-Time Avg.
Welding Applications and Procedures (48.0508)	38	58%	\$15,607	25%	\$36,213
<b>TRANSPORTATION &amp; MATERIALS MOVING</b>					
Construction Equipment Operation (49.0202)	18	67%	\$12,059	-	-
Truck Driving (49.0205)	19	63%	\$36,255	42%	\$40,571

Full-Time Employment requires Arkansas wages reported in all four quarters of the first year after graduation and total wages of at least minimum wage at 1,560 hours annual. Graduates still enrolled are excluded from Full-Time calculations.



# North Arkansas College - 2020 Economic Security Report

Technical Certificates	2017 and 2018		2018 and 2019 First Year Employment Reported in Arkansas			
	Graduates	% Employed	Average	% Full-Time	Full-Time Avg.	
ALL AREAS OF STUDY	346	77%	\$20,281	42%	\$31,790	
<b>BUSINESS, MANAGEMENT &amp; MARKETING</b>						
Accounting (52.0301)	16	69%	\$15,864	43%	\$20,387	
Office Management (52.0401)	<11	-	-	-	-	
Small Business Management (52.0703)	16	75%	\$15,507	-	-	
<b>COMPUTER &amp; INFORMATION SCIENCES</b>						
Network/Systems Administration (11.0901)	<11	-	-	-	-	
<b>CONSTRUCTION TRADES</b>						
Construction Technology (46.0000)	22	68%	\$17,473	30%	\$20,477	
<b>HEALTH PROFESSIONS</b>						
Medical Assistant (51.0801)	<11	-	-	-	-	
Paramedic (51.0904)	<11	-	-	-	-	
Practical Nursing (51.3901)	58	86%	\$25,191	45%	\$29,312	
Pre-Allied Health (51.0000)	84	73%	\$16,087	33%	\$27,697	
Surgical Technology (51.0909)	12	100%	\$29,899	57%	\$45,933	
<b>LAW ENFORCEMENT &amp; PROTECTIVE SERV.</b>						
Crime Scene Investigation (43.0106)	<11	-	-	-	-	
<b>LIBERAL ARTS &amp; SCI., GEN. STUDIES</b>						
General Studies (24.0101)	48	75%	\$14,585	-	-	
<b>MECHANIC &amp; REPAIR TECHNOLOGIES</b>						
Automotive Service Technology (47.0604)	<11	-	-	-	-	
Collision Repair Technology (47.0603)	<11	-	-	-	-	
Heating, Ventilation, & Air Conditioning (47.0201)	12	67%	\$22,390	67%	\$27,407	
<b>PRECISION PRODUCTION</b>						
Manufacturing Technology (48.0501)	12	92%	\$37,956	70%	\$46,565	
Welding Technology (48.0508)	<11	-	-	-	-	
<b>TRANSPORTATION &amp; MATERIALS MOVING</b>						
Construction Equipment Operation (49.0202)	15	53%	\$22,119	44%	\$29,525	

Full-Time Employment requires Arkansas wages reported in all four quarters of the first year after graduation and total wages of at least minimum wage at 1,560 hours annual. Graduates still enrolled are excluded from Full-Time calculations.



# North Arkansas College - 2020 Economic Security Report

Associate Degrees	2017 and 2018		2018 and 2019 First Year Employment Reported in Arkansas			
	Graduates	% Employed	Average	% Full-Time	Full-Time Avg.	
ALL AREAS OF STUDY	573	76%	\$21,692	46%	\$35,285	
<b>AGRICULTURE</b>						
Agriculture (01.0000)	<11	-	-	-	-	
<b>BUSINESS, MANAGEMENT &amp; MARKETING</b>						
Business (52.0101)	24	83%	\$19,680	38%	\$61,027	
Business Administration (52.0101)	45	78%	\$28,789	58%	\$33,086	
<b>COMPUTER &amp; INFORMATION SCIENCES</b>						
Information Technology (11.0101)	19	89%	\$16,306	47%	\$26,653	
<b>ENGINEERING</b>						
Pre-Engineering (14.0101)	<11	-	-	-	-	
<b>ENGINEERING TECHNOLOGY</b>						
Automation & Systems Integration Technology (15.0303)	<11	-	-	-	-	
Industrial Electronic Technician (15.0303)	<11	-	-	-	-	
<b>HEALTH PROFESSIONS</b>						
Medical Laboratory Technology (51.1004)	<11	-	-	-	-	
Paramedic (51.0904)	<11	-	-	-	-	
Radiologic Technology (51.0907)	25	72%	\$28,573	55%	\$34,004	
Registered Nursing (51.3801)	74	77%	\$43,614	63%	\$46,637	
Surgical Technology (51.0909)	<11	-	-	-	-	
<b>LAW ENFORCEMENT &amp; PROTECTIVE SERV.</b>						
Crime Scene Investigation (43.0106)	<11	-	-	-	-	
Criminal Justice (43.0103)	<11	-	-	-	-	
<b>LIBERAL ARTS &amp; SCI., GEN. STUDIES</b>						
Education (24.0101)	20	80%	\$8,509	-	-	
General Education (24.0101)	178	70%	\$12,369	28%	\$25,652	
General Studies (24.0102)	122	76%	\$20,031	42%	\$33,599	
<b>MULTI/INTERDISCIPLINARY STUDIES</b>						
General Technology (30.9999)	15	53%	\$23,910	42%	\$25,295	

Full-Time Employment requires Arkansas wages reported in all four quarters of the first year after graduation and total wages of at least minimum wage at 1,560 hours annual. Graduates still enrolled are excluded from Full-Time calculations.

# North Arkansas College - 2020 Economic Security Report

## Associate Degrees

	2017 and 2018	2018 and 2019 First Year Employment Reported in Arkansas			
	Graduates	% Employed	Average	% Full-Time	Full-Time Avg.

### SOCIAL SCIENCES

Criminal Justice (45.0401)	<11	-	-	-	-
----------------------------	-----	---	---	---	---

Full-Time Employment requires Arkansas wages reported in all four quarters of the first year after graduation and total wages of at least minimum wage at 1,560 hours annual. Graduates still enrolled are excluded from Full-Time calculations.

# Northwest Arkansas Community College - 2020 Economic Security Report

Certificates of Proficiency	2017 and 2018		2018 and 2019 First Year Employment Reported in Arkansas			
	Graduates	% Employed	Average	% Full-Time	Full-Time Avg.	
ALL AREAS OF STUDY	382	85%	\$25,705	56%	\$30,402	
<b>BASIC SKILLS &amp; DEVELOPMENTAL</b>						
Workforce Readiness (32.0107)	15	93%	\$29,854	-	-	
<b>BUSINESS, MANAGEMENT &amp; MARKETING</b>						
Hospitality Management (52.0901)	<11	-	-	-	-	
<b>COMPUTER &amp; INFORMATION SCIENCES</b>						
Networking (11.0101)	<11	-	-	-	-	
<b>ENGINEERING TECHNOLOGY</b>						
Computer-Assisted Drafting & Design: Architecture (15.1301)	<11	-	-	-	-	
Computer-Assisted Drafting & Design: Engineering (15.1301)	<11	-	-	-	-	
Construction Technology (15.1001)	<11	-	-	-	-	
Electronics Technology (15.0303)	<11	-	-	-	-	
Safety & Health (15.0507)	<11	-	-	-	-	
<b>FAMILY &amp; CONSUMER SCIENCES</b>						
Child Advocacy Studies (CAST) (19.0708)	13	77%	\$15,585	-	-	
Child Development Associate (19.0706)	12	92%	\$16,682	100%	\$17,497	
<b>HEALTH PROFESSIONS</b>						
Dental Assistant (51.0601)	13	92%	\$10,209	-	-	
Emergency Medical Technology (51.0904)	<11	-	-	-	-	
Nursing Assistant (51.3902)	30	83%	\$17,773	-	-	
Pre-Health Sciences (51.0000)	148	82%	\$28,722	60%	\$25,348	
<b>LAW ENFORCEMENT &amp; PROTECTIVE SERV.</b>						
Crime Scene Investigation (43.0106)	<11	-	-	-	-	
Criminal Justice (43.0107)	<11	-	-	-	-	
Forensic Science (43.0106)	<11	-	-	-	-	
Law Enforcement (43.0107)	17	94%	\$14,196	75%	\$20,417	
Law Enforcement Administration (43.0103)	<11	-	-	-	-	

Full-Time Employment requires Arkansas wages reported in all four quarters of the first year after graduation and total wages of at least minimum wage at 1,560 hours annual. Graduates still enrolled are excluded from Full-Time calculations.

# Northwest Arkansas Community College - 2020 Economic Security Report

Certificates of Proficiency	2017 and 2018	2018 and 2019 First Year Employment Reported in Arkansas			
	Graduates	% Employed	Average	% Full-Time	Full-Time Avg.
<b>MECHANIC &amp; REPAIR TECHNOLOGIES</b>					
HVAC Apprentice (47.0201)	<11	-	-	-	-
<b>NATURAL RESOURCES &amp; CONSERVATION</b>					
Environmental Management / GIS Technician (03.0104)	13	92%	\$33,456	-	-
<b>PERSONAL &amp; CULINARY SERVICES</b>					
Baking and Pastry Arts (12.0501)	17	76%	\$19,318	-	-
Culinary Arts (12.0503)	20	95%	\$22,801	75%	\$29,333
<b>VISUAL &amp; PERFORMING ARTS</b>					
Cinematic Studies (50.0409)	<11	-	-	-	-
Graphic Design (50.0409)	20	75%	\$19,296	-	-

Full-Time Employment requires Arkansas wages reported in all four quarters of the first year after graduation and total wages of at least minimum wage at 1,560 hours annual. Graduates still enrolled are excluded from Full-Time calculations.

# Northwest Arkansas Community College - 2020 Economic Security Report

Technical Certificates	2017 and 2018		2018 and 2019 First Year Employment Reported in Arkansas			
	Graduates	% Employed	Average	% Full-Time	Full-Time Avg.	
ALL AREAS OF STUDY	380	80%	\$28,348	70%	\$39,909	
<b>BUSINESS, MANAGEMENT &amp; MARKETING</b>						
Accounting Technology (52.0302)	11	91%	\$24,209	-	-	
Entrepreneurship (52.0701)	<11	-	-	-	-	
General Business (52.0101)	14	86%	\$26,823	-	-	
Hospitality Management (52.0901)	<11	-	-	-	-	
Logistics Management (52.0203)	<11	-	-	-	-	
Retail Management (52.1803)	<11	-	-	-	-	
<b>COMPUTER &amp; INFORMATION SCIENCES</b>						
Networking (11.0101)	<11	-	-	-	-	
<b>ENGINEERING TECHNOLOGY</b>						
Architectural Design (15.1301)	<11	-	-	-	-	
Civil/Landscape Design (15.1301)	<11	-	-	-	-	
Construction Technology (15.1001)	<11	-	-	-	-	
Environmental Regulatory Sciences (15.0507)	<11	-	-	-	-	
Mechanical Design (15.1301)	<11	-	-	-	-	
<b>FAMILY &amp; CONSUMER SCIENCES</b>						
Child Advocacy Studies (CAST) (19.0708)	<11	-	-	-	-	
<b>HEALTH PROFESSIONS</b>						
Dental Assisting (51.0601)	15	93%	\$24,529	100%	\$25,600	
Emergency Medical Technology (51.0904)	33	97%	\$53,149	82%	\$58,239	
Health Information Management (51.0707)	26	81%	\$29,876	-	-	
<b>LAW ENFORCEMENT &amp; PROTECTIVE SERV.</b>						
Criminal Justice (43.0107)	<11	-	-	-	-	
<b>LIBERAL ARTS &amp; SCI., GEN. STUDIES</b>						
General Studies (24.0101)	166	74%	\$21,067	48%	\$35,714	
<b>NATURAL RESOURCES &amp; CONSERVATION</b>						
Environmental Management & Regulatory Science (03.0104)	13	69%	\$36,390	67%	\$40,772	

Full-Time Employment requires Arkansas wages reported in all four quarters of the first year after graduation and total wages of at least minimum wage at 1,560 hours annual. Graduates still enrolled are excluded from Full-Time calculations.

# Northwest Arkansas Community College - 2020 Economic Security Report

Technical Certificates	2017 and 2018	2018 and 2019 First Year Employment Reported in Arkansas			
	Graduates	% Employed	Average	% Full-Time	Full-Time Avg.
<b>PERSONAL &amp; CULINARY SERVICES</b>					
Baking Arts (12.0501)	12	75%	\$20,660	-	-
Culinary Arts (12.0503)	18	89%	\$22,857	-	-
<b>VISUAL &amp; PERFORMING ARTS</b>					
Graphic Design (50.0409)	11	64%	\$19,139	-	-

Full-Time Employment requires Arkansas wages reported in all four quarters of the first year after graduation and total wages of at least minimum wage at 1,560 hours annual. Graduates still enrolled are excluded from Full-Time calculations.



# Northwest Arkansas Community College - 2020 Economic Security Report

Associate Degrees	2017 and 2018		2018 and 2019 First Year Employment Reported in Arkansas			
	Graduates	% Employed	Average	% Full-Time	Full-Time Avg.	
ALL AREAS OF STUDY	1,701	81%	\$24,332	50%	\$38,086	
<b>AGRICULTURE</b>						
Agricultural, Food, & Life Sciences (01.0000)	11	100%	\$16,626	-	-	
Agricultural, Food, & Life Sciences (01.9999)	<11	-	-	-	-	
<b>BUSINESS, MANAGEMENT &amp; MARKETING</b>						
Business (52.0101)	60	67%	\$27,900	50%	\$36,690	
Business Administration (52.0201)	184	75%	\$22,344	48%	\$37,087	
Business Management (52.0201)	46	83%	\$28,572	61%	\$34,983	
<b>COMPUTER &amp; INFORMATION SCIENCES</b>						
Computer Information Systems (11.0101)	26	92%	\$32,396	67%	\$35,456	
<b>EDUCATION</b>						
Early Childhood Education (Birth to Pre-K credential) (13.1210)	15	87%	\$19,258	58%	\$24,206	
<b>ENGINEERING TECHNOLOGY</b>						
Computer-Aided Design (CAD) (15.1301)	12	100%	\$31,233	55%	\$34,054	
Construction Technology (15.1001)	<11	-	-	-	-	
Electronics Technology (15.0303)	<11	-	-	-	-	
Environmental Regulatory Science (15.0507)	11	64%	\$36,359	40%	\$48,650	
<b>HEALTH PROFESSIONS</b>						
Emergency Medical Technology (51.0904)	18	100%	\$57,876	93%	\$59,086	
Health Information Management (51.0707)	24	79%	\$29,932	61%	\$36,200	
Nursing (51.3801)	128	93%	\$43,436	50%	\$51,353	
Physical Therapist Assistant (51.0806)	24	92%	\$29,809	-	-	
Respiratory Therapy (51.0908)	19	89%	\$48,715	84%	\$49,872	
<b>LAW ENFORCEMENT &amp; PROTECTIVE SERV.</b>						
Criminal Justice (43.0104)	19	79%	\$29,561	71%	\$33,265	
Fire Science Administration & Technology (43.0202)	14	100%	\$33,090	44%	\$48,320	
Homeland Security & Emergency Management (43.9999)	<11	-	-	-	-	

Full-Time Employment requires Arkansas wages reported in all four quarters of the first year after graduation and total wages of at least minimum wage at 1,560 hours annual. Graduates still enrolled are excluded from Full-Time calculations.

# Northwest Arkansas Community College - 2020 Economic Security Report

Associate Degrees	2017 and 2018	2018 and 2019 First Year Employment Reported in Arkansas			
	Graduates	% Employed	Average	% Full-Time	Full-Time Avg.
<b>LEGAL PROFESSIONS &amp; STUDIES</b>					
Legal Assistant/Paralegal Studies (22.0302)	19	79%	\$23,508	44%	\$35,316
<b>LIBERAL ARTS &amp; SCI., GEN. STUDIES</b>					
General Education (24.0101)	406	83%	\$19,477	44%	\$35,659
General Studies (24.0102)	49	78%	\$22,900	54%	\$34,510
Liberal Arts & Sciences (24.0101)	530	81%	\$18,944	49%	\$32,363
<b>PERSONAL &amp; CULINARY SERVICES</b>					
Food Studies (12.0500)	25	76%	\$22,903	52%	\$29,723
Food Studies (12.0503)	<11	-	-	-	-
<b>VISUAL &amp; PERFORMING ARTS</b>					
Fine Arts (50.0101)	<11	-	-	-	-
Graphic Design (50.0402)	28	61%	\$22,285	50%	\$27,379

Full-Time Employment requires Arkansas wages reported in all four quarters of the first year after graduation and total wages of at least minimum wage at 1,560 hours annual. Graduates still enrolled are excluded from Full-Time calculations.



# Northwest Tech Institute - 2020 Economic Security Report

Technical Certificates	2017 and 2018		2018 and 2019 First Year Employment Reported in Arkansas			
	Graduates	% Employed	Average	% Full-Time	Full-Time Avg.	
ALL AREAS OF STUDY	258	83%	\$30,549	67%	\$34,159	
<b>COMPUTER &amp; INFORMATION SCIENCES</b>						
Information Systems (11.0501)	28	82%	\$17,146	36%	\$24,273	
<b>ENGINEERING TECHNOLOGY</b>						
Ammonia Refrigeration Maintenance Technology (15.0501)	17	59%	\$37,163	53%	\$40,846	
Electronics Technology (15.0303)	15	53%	\$38,452	44%	\$36,746	
<b>HEALTH PROFESSIONS</b>						
Practical Nursing (51.3999)	87	95%	\$33,560	78%	\$36,499	
Surgical Technology (51.0909)	35	77%	\$33,823	71%	\$36,072	
<b>MECHANIC &amp; REPAIR TECHNOLOGIES</b>						
Automotive Service Technology (47.0604)	30	90%	\$24,222	77%	\$26,124	
Industrial Maintenance Technology (47.0303)	<11	-	-	-	-	
Medium and Heavy Truck Technology Diesel (47.0605)	16	75%	\$32,974	75%	\$32,974	
<b>PRECISION PRODUCTION</b>						
Welding Technology (48.0508)	22	95%	\$28,555	73%	\$35,792	

Full-Time Employment requires Arkansas wages reported in all four quarters of the first year after graduation and total wages of at least minimum wage at 1,560 hours annual. Graduates still enrolled are excluded from Full-Time calculations.

# Ozarka College - 2020 Economic Security Report

Certificates of Proficiency	2017 and 2018	2018 and 2019 First Year Employment Reported in Arkansas			
	Graduates	% Employed	Average	% Full-Time	Full-Time Avg.
ALL AREAS OF STUDY	424	81%	\$12,328	38%	\$21,846
<b>AGRICULTURE</b>					
Agribusiness/Agricultural Business Operations (01.0102)	<11	-	-	-	-
<b>BUSINESS, MANAGEMENT &amp; MARKETING</b>					
Accounting (52.0302)	<11	-	-	-	-
Administrative Assistant and Secretarial Science, General (52.0401)	<11	-	-	-	-
Business Management (52.9999)	<11	-	-	-	-
<b>COMPUTER &amp; INFORMATION SCIENCES</b>					
Information Science Technology (11.0401)	<11	-	-	-	-
Internet Design Concepts (11.0401)	<11	-	-	-	-
<b>FAMILY &amp; CONSUMER SCIENCES</b>					
Early Childhood Development (19.0706)	24	83%	\$14,759	43%	\$17,479
<b>HEALTH PROFESSIONS</b>					
Emergency Medical Technology (51.0904)	28	93%	\$14,905	44%	\$26,236
Medical Office Administration (51.0705)	<11	-	-	-	-
Nursing Assistant (51.3902)	246	83%	\$10,916	26%	\$19,166
Pre-Health Sciences (51.0000)	73	79%	\$13,150	62%	\$24,709
<b>LAW ENFORCEMENT &amp; PROTECTIVE SERV.</b>					
Corrections & Criminal Justice (43.0199)	12	58%	\$22,184	-	-
Criminology (43.0104)	<11	-	-	-	-
<b>MECHANIC &amp; REPAIR TECHNOLOGIES</b>					
Electrical/Electronic Systems Troubleshooting (47.0604)	13	100%	\$13,486	-	-
<b>PERSONAL &amp; CULINARY SERVICES</b>					
Hospitality Management (12.0599)	<11	-	-	-	-

Full-Time Employment requires Arkansas wages reported in all four quarters of the first year after graduation and total wages of at least minimum wage at 1,560 hours annual. Graduates still enrolled are excluded from Full-Time calculations.

# Ozarka College - 2020 Economic Security Report

Technical Certificates	2017 and 2018		2018 and 2019 First Year Employment Reported in Arkansas			
	Graduates	% Employed	Average	% Full-Time	Full-Time Avg.	
ALL AREAS OF STUDY	197	89%	\$22,125	67%	\$25,838	
<b>BUSINESS, MANAGEMENT &amp; MARKETING</b>						
Administrative Assistant and Secretarial Science, General (52.0401)	<11	-	-	-	-	
<b>COMPUTER &amp; INFORMATION SCIENCES</b>						
Information Science Technology (11.0401)	<11	-	-	-	-	
<b>FAMILY &amp; CONSUMER SCIENCES</b>						
Early Childhood Education (19.0706)	<11	-	-	-	-	
<b>HEALTH PROFESSIONS</b>						
Health Information Technology (51.0707)	<11	-	-	-	-	
Health Professions (51.0000)	<11	-	-	-	-	
Practical Nursing (51.3901)	154	92%	\$23,969	68%	\$26,369	
<b>MECHANIC &amp; REPAIR TECHNOLOGIES</b>						
Automotive Performance and Suspension Systems (47.0604)	<11	-	-	-	-	
Automotive Service Technology (47.0604)	<11	-	-	-	-	
<b>PERSONAL &amp; CULINARY SERVICES</b>						
Culinary Arts (12.0503)	<11	-	-	-	-	

Full-Time Employment requires Arkansas wages reported in all four quarters of the first year after graduation and total wages of at least minimum wage at 1,560 hours annual. Graduates still enrolled are excluded from Full-Time calculations.

# Ozarka College - 2020 Economic Security Report

Associate Degrees	2017 and 2018		2018 and 2019 First Year Employment Reported in Arkansas			
	Graduates	% Employed	Average	% Full-Time	Full-Time Avg.	
ALL AREAS OF STUDY	317	79%	\$24,744	56%	\$35,488	
<b>BUSINESS, MANAGEMENT &amp; MARKETING</b>						
Business (52.0101)	15	80%	\$20,914	71%	\$24,515	
Business Technology (52.0401)	15	40%	\$14,067	-	-	
<b>EDUCATION</b>						
Education (13.1203)	32	78%	\$12,072	67%	\$17,283	
<b>HEALTH PROFESSIONS</b>						
Health Information Technology (51.0707)	17	88%	\$19,668	62%	\$19,152	
Nursing (51.3801)	89	91%	\$42,608	76%	\$45,775	
<b>LAW ENFORCEMENT &amp; PROTECTIVE SERV.</b>						
Criminal Justice & Corrections (43.0104)	<11	-	-	-	-	
<b>LIBERAL ARTS &amp; SCI., GEN. STUDIES</b>						
General Education (24.0101)	77	75%	\$14,584	42%	\$20,615	
<b>MECHANIC &amp; REPAIR TECHNOLOGIES</b>						
Automotive Service Technology (47.0604)	<11	-	-	-	-	
<b>MULTI/INTERDISCIPLINARY STUDIES</b>						
General Technology (30.9999)	27	56%	\$19,218	-	-	
<b>PERSONAL &amp; CULINARY SERVICES</b>						
Culinary Arts/Hospitality (12.0599)	<11	-	-	-	-	
<b>PUBLIC ADMIN. &amp; SOCIAL SERVICE</b>						
Human Services (44.0000)	18	89%	\$16,721	63%	\$23,784	
<b>TRANSPORTATION &amp; MATERIALS MOVING</b>						
Aviation-Professional Pilot (49.0102)	<11	-	-	-	-	

Full-Time Employment requires Arkansas wages reported in all four quarters of the first year after graduation and total wages of at least minimum wage at 1,560 hours annual. Graduates still enrolled are excluded from Full-Time calculations.

# Phillips Community College of the U A - 2020 Economic Security Report

Certificates of Proficiency	2017 and 2018		2018 and 2019 First Year Employment Reported in Arkansas			
	Graduates	% Employed	Average	% Full-Time	Full-Time Avg.	
ALL AREAS OF STUDY	454	75%	\$11,787	29%	\$24,058	
<b>AGRICULTURE</b>						
Agricultural Mechanics & Equipment Technology (01.0205)	13	69%	\$10,813	-	-	
<b>BUSINESS, MANAGEMENT &amp; MARKETING</b>						
Business (52.1801)	16	88%	\$10,814	-	-	
Maintaining & Managing Personal Computers (52.1201)	16	81%	\$11,386	-	-	
<b>COMMUNICATIONS TECHNOLOGY</b>						
Computer Art & Design (10.0305)	<11	-	-	-	-	
Graphic Communications (10.0305)	<11	-	-	-	-	
<b>COMPUTER &amp; INFORMATION SCIENCES</b>						
Microsoft Operating Systems Desktop Support (11.0901)	<11	-	-	-	-	
<b>ENGINEERING TECHNOLOGY</b>						
Advanced Manufacturing Technology (15.0613)	18	61%	\$8,400	-	-	
Renewable Energy Technology (15.0613)	20	60%	\$14,768	33%	\$27,186	
<b>FAMILY &amp; CONSUMER SCIENCES</b>						
Child Development (19.0709)	30	83%	\$12,792	-	-	
<b>HEALTH PROFESSIONS</b>						
Medical Coding (51.0707)	11	82%	\$10,869	-	-	
Medical Professions Education (51.0000)	95	65%	\$5,149	-	-	
Nurse Assistant (51.3902)	19	74%	\$8,498	-	-	
<b>LAW ENFORCEMENT &amp; PROTECTIVE SERV.</b>						
Law Enforcement (43.0103)	47	77%	\$9,504	-	-	
<b>PRECISION PRODUCTION</b>						
General Welding Techniques (48.0508)	50	76%	\$15,226	38%	\$19,111	
Inert Gas Welding (48.0508)	32	84%	\$17,381	-	-	
Mild Steel Welding (48.0508)	58	76%	\$17,768	59%	\$28,127	
<b>TRANSPORTATION &amp; MATERIALS MOVING</b>						
CDL/Truck Driving (49.0205)	11	91%	\$15,474	44%	\$25,345	

Full-Time Employment requires Arkansas wages reported in all four quarters of the first year after graduation and total wages of at least minimum wage at 1,560 hours annual. Graduates still enrolled are excluded from Full-Time calculations.

# Phillips Community College of the U A - 2020 Economic Security Report

Technical Certificates	2017 and 2018		2018 and 2019 First Year Employment Reported in Arkansas			
	Graduates	% Employed	Average	% Full-Time	Full-Time Avg.	
ALL AREAS OF STUDY	120	74%	\$15,537	46%	\$23,094	
<b>EDUCATION</b>						
Early Childhood Education (13.1210)	27	78%	\$11,881	-	-	
<b>ENGINEERING TECHNOLOGY</b>						
Advanced Manufacturing Technology (15.0613)	<11	-	-	-	-	
<b>HEALTH PROFESSIONS</b>						
Phlebotomy (51.1009)	23	65%	\$14,057	50%	\$19,796	
Practical Nursing (51.3901)	14	43%	\$37,289	33%	\$35,635	
<b>LIBERAL ARTS &amp; SCI., GEN. STUDIES</b>						
General Studies (24.0101)	15	80%	\$10,710	-	-	
<b>PERSONAL &amp; CULINARY SERVICES</b>						
Cosmetology (12.0401)	11	64%	\$6,175	-	-	
<b>PRECISION PRODUCTION</b>						
Welding (48.0508)	26	96%	\$18,069	63%	\$22,211	
<b>PUBLIC ADMIN. &amp; SOCIAL SERVICE</b>						
Behavioral Health Technology (44.0701)	<11	-	-	-	-	

Full-Time Employment requires Arkansas wages reported in all four quarters of the first year after graduation and total wages of at least minimum wage at 1,560 hours annual. Graduates still enrolled are excluded from Full-Time calculations.

# Phillips Community College of the U A - 2020 Economic Security Report

Associate Degrees	2017 and 2018		2018 and 2019 First Year Employment Reported in Arkansas			
	Graduates	% Employed	Average	% Full-Time	Full-Time Avg.	
ALL AREAS OF STUDY	253	81%	\$20,127	46%	\$31,859	
<b>BUSINESS, MANAGEMENT &amp; MARKETING</b>						
Business Management (52.0201)	<11	-	-	-	-	
Information Systems Technology (52.1201)	<11	-	-	-	-	
Office Technology (52.0401)	14	79%	\$16,573	38%	\$19,347	
<b>COMMUNICATIONS TECHNOLOGY</b>						
Graphic Communications (10.0306)	<11	-	-	-	-	
<b>COMPUTER &amp; INFORMATION SCIENCES</b>						
Information Systems Technology (11.0101)	<11	-	-	-	-	
<b>EDUCATION</b>						
Early Childhood Education (13.1210)	12	83%	\$13,258	38%	\$16,957	
<b>ENGINEERING TECHNOLOGY</b>						
General Technology (15.0612)	<11	-	-	-	-	
<b>HEALTH PROFESSIONS</b>						
Health Sciences (51.2212)	13	62%	\$17,123	-	-	
Medical Laboratory Technology (51.1004)	13	85%	\$25,157	50%	\$31,265	
Nursing (51.3801)	29	83%	\$46,930	67%	\$49,844	
<b>LAW ENFORCEMENT &amp; PROTECTIVE SERV.</b>						
Criminal Justice (43.0104)	<11	-	-	-	-	
<b>LIBERAL ARTS &amp; SCI., GEN. STUDIES</b>						
General Education (24.0101)	<11	-	-	-	-	
General Education (24.0101)	124	82%	\$16,703	44%	\$26,598	
<b>PUBLIC ADMIN. &amp; SOCIAL SERVICE</b>						
Behavioral Health Technology (44.0701)	15	67%	\$11,594	-	-	

Full-Time Employment requires Arkansas wages reported in all four quarters of the first year after graduation and total wages of at least minimum wage at 1,560 hours annual. Graduates still enrolled are excluded from Full-Time calculations.

# South Arkansas Community College - 2020 Economic Security Report

Certificates of Proficiency	2017 and 2018		2018 and 2019 First Year Employment Reported in Arkansas			
	Graduates	% Employed	Average	% Full-Time	Full-Time Avg.	
ALL AREAS OF STUDY	434	76%	\$15,157	28%	\$30,323	
<b>BUSINESS, MANAGEMENT &amp; MARKETING</b>						
Office Occupations (52.0401)	<11	-	-	-	-	
<b>COMPUTER &amp; INFORMATION SCIENCES</b>						
Networking (11.0801)	<11	-	-	-	-	
Support Specialist (11.0801)	16	63%	\$13,153	-	-	
<b>EDUCATION</b>						
Early Childhood Education (13.1210)	<11	-	-	-	-	
<b>ENGINEERING TECHNOLOGY</b>						
Industrial Technology: Mechatronics (15.0612)	20	100%	\$21,237	-	-	
<b>HEALTH PROFESSIONS</b>						
Emergency Medical Technician (51.0904)	31	90%	\$22,486	41%	\$31,121	
Medical Coding (51.0707)	16	56%	\$24,802	-	-	
Nursing Assistant (51.3902)	<11	-	-	-	-	
Phlebotomy (51.1009)	<11	-	-	-	-	
Phlebotomy & EKG (51.1009)	<11	-	-	-	-	
<b>LAW ENFORCEMENT &amp; PROTECTIVE SERV.</b>						
Criminal Justice (43.0107)	20	85%	\$9,234	-	-	
Law Enforcement (43.0107)	14	79%	\$7,798	-	-	
<b>MECHANIC &amp; REPAIR TECHNOLOGIES</b>						
Automotive Diagnostics (47.0604)	17	76%	\$18,734	33%	\$32,165	
Basic Auto Maintenance (47.0604)	28	64%	\$16,964	-	-	
<b>PERSONAL &amp; CULINARY SERVICES</b>						
Hair Care (12.0401)	35	51%	\$4,391	-	-	
Skin Care (12.0401)	12	67%	\$5,757	-	-	
<b>PRECISION PRODUCTION</b>						
Advanced Pipe Welding (48.0508)	<11	-	-	-	-	
MIG Welding (48.0508)	70	76%	\$15,042	47%	\$27,366	

Full-Time Employment requires Arkansas wages reported in all four quarters of the first year after graduation and total wages of at least minimum wage at 1,560 hours annual. Graduates still enrolled are excluded from Full-Time calculations.



# South Arkansas Community College - 2020 Economic Security Report

Certificates of Proficiency	2017 and 2018	2018 and 2019 First Year Employment Reported in Arkansas			
	Graduates	% Employed	Average	% Full-Time	Full-Time Avg.
SMAW Welding (48.0508)	84	76%	\$13,574	38%	\$31,497
TIG Welding (48.0508)	23	91%	\$17,219	25%	\$37,061
Welding Layout & Pipefitting (48.0508)	20	85%	\$15,647	33%	\$37,061

Full-Time Employment requires Arkansas wages reported in all four quarters of the first year after graduation and total wages of at least minimum wage at 1,560 hours annual. Graduates still enrolled are excluded from Full-Time calculations.



# South Arkansas Community College - 2020 Economic Security Report

Technical Certificates	2017 and 2018		2018 and 2019 First Year Employment Reported in Arkansas			
	Graduates	% Employed	Average	% Full-Time	Full-Time Avg.	
ALL AREAS OF STUDY	466	76%	\$22,228	54%	\$35,240	
<b>BUSINESS, MANAGEMENT &amp; MARKETING</b>						
General Business (52.9999)	<11	-	-	-	-	
Office Occupations (52.0401)	<11	-	-	-	-	
<b>COMPUTER &amp; INFORMATION SCIENCES</b>						
Accounting (11.0101)	<11	-	-	-	-	
Computer Information Technology (11.0101)	<11	-	-	-	-	
<b>EDUCATION</b>						
Early Childhood Education (Birth to Pre-K credential) (13.1210)	<11	-	-	-	-	
<b>ENGINEERING TECHNOLOGY</b>						
Industrial Technology: Mechatronics (15.0612)	<11	-	-	-	-	
<b>HEALTH PROFESSIONS</b>						
Emergency Medical Technician - Paramedic (51.0904)	26	96%	\$43,412	60%	\$51,230	
Medical Coding (51.0713)	<11	-	-	-	-	
Practical Nursing (51.3901)	93	96%	\$26,734	71%	\$33,002	
Pre-Health Science (51.0000)	183	64%	\$19,855	48%	\$27,981	
<b>LIBERAL ARTS &amp; SCI., GEN. STUDIES</b>						
General Studies (24.0101)	90	73%	\$13,967	33%	\$29,485	
<b>MECHANIC &amp; REPAIR TECHNOLOGIES</b>						
Automotive Service Technology (47.0604)	<11	-	-	-	-	
<b>PERSONAL &amp; CULINARY SERVICES</b>						
Cosmetology (12.0401)	<11	-	-	-	-	
<b>PRECISION PRODUCTION</b>						
Welding Technology (48.0508)	<11	-	-	-	-	
<b>SCIENCE TECHNOLOGIES</b>						
Process Technology (41.0301)	<11	-	-	-	-	

Full-Time Employment requires Arkansas wages reported in all four quarters of the first year after graduation and total wages of at least minimum wage at 1,560 hours annual. Graduates still enrolled are excluded from Full-Time calculations.



# South Arkansas Community College - 2020 Economic Security Report

Associate Degrees	2017 and 2018		2018 and 2019 First Year Employment Reported in Arkansas			
	Graduates	% Employed	Average	% Full-Time	Full-Time Avg.	
ALL AREAS OF STUDY	309	72%	\$28,793	33%	\$45,293	
<b>BUSINESS, MANAGEMENT &amp; MARKETING</b>						
General Business (52.9999)	13	69%	\$17,066	-	-	
Office Occupations (52.0401)	<11	-	-	-	-	
<b>COMPUTER &amp; INFORMATION SCIENCES</b>						
Computer Information Technology (11.0801)	<11	-	-	-	-	
<b>EDUCATION</b>						
Early Childhood Education (Birth to Pre-K credential) (13.1210)	<11	-	-	-	-	
Education (13.1206)	<11	-	-	-	-	
<b>ENGINEERING TECHNOLOGY</b>						
Industrial Technology: Mechatronics (15.0612)	<11	-	-	-	-	
<b>HEALTH PROFESSIONS</b>						
Emergency Medical Technician (51.0904)	<11	-	-	-	-	
Medical Laboratory Technician (51.1004)	<11	-	-	-	-	
Nursing (51.3801)	79	63%	\$44,239	46%	\$50,515	
Occupational Therapy Assistant (51.0803)	30	73%	\$32,119	-	-	
Physical Therapist Assistant (51.0806)	33	73%	\$35,172	48%	\$45,450	
Radiologic Technology (51.0907)	<11	-	-	-	-	
Respiratory Therapy (51.0908)	11	55%	\$24,413	-	-	
Surgical Technology (51.0909)	<11	-	-	-	-	
<b>LAW ENFORCEMENT &amp; PROTECTIVE SERV.</b>						
Criminal Justice (43.0107)	16	75%	\$16,328	-	-	
<b>LIBERAL ARTS &amp; SCI., GEN. STUDIES</b>						
General Education (24.0102)	58	69%	\$17,636	30%	\$38,593	
<b>MULTI/INTERDISCIPLINARY STUDIES</b>						
General Technology (30.9999)	<11	-	-	-	-	
<b>SCIENCE TECHNOLOGIES</b>						
Process Technology (41.0301)	11	91%	\$36,386	80%	\$44,348	

Full-Time Employment requires Arkansas wages reported in all four quarters of the first year after graduation and total wages of at least minimum wage at 1,560 hours annual. Graduates still enrolled are excluded from Full-Time calculations.

# Southeast Arkansas College - 2020 Economic Security Report

Certificates of Proficiency	2017 and 2018	2018 and 2019 First Year Employment Reported in Arkansas			
	Graduates	% Employed	Average	% Full-Time	Full-Time Avg.
ALL AREAS OF STUDY	221	81%	\$17,778	47%	\$29,645
<b>FAMILY &amp; CONSUMER SCIENCES</b>					
Early Childhood Paraprofessional Technology (19.0709)	18	72%	\$15,028	-	-
<b>HEALTH PROFESSIONS</b>					
Emergency Medical Technician - Advanced (51.0904)	<11	-	-	-	-
Emergency Medical Technology Paramedic, Basic (51.0904)	44	93%	\$18,248	38%	\$34,975
Nursing Assistant (51.3902)	98	72%	\$15,603	45%	\$21,074
Phlebotomy Technology (51.1009)	<11	-	-	-	-
<b>PRECISION PRODUCTION</b>					
Metal Inert Gas Welding (MIG) (48.0508)	32	91%	\$24,280	90%	\$35,093
Tungsten Inert Gas Welding (TIG) (48.0508)	26	85%	\$16,828	-	-

Full-Time Employment requires Arkansas wages reported in all four quarters of the first year after graduation and total wages of at least minimum wage at 1,560 hours annual. Graduates still enrolled are excluded from Full-Time calculations.

# Southeast Arkansas College - 2020 Economic Security Report

Technical Certificates	2017 and 2018		2018 and 2019 First Year Employment Reported in Arkansas			
	Graduates	% Employed	Average	% Full-Time	Full-Time Avg.	
ALL AREAS OF STUDY	350	83%	\$20,685	39%	\$34,097	
<b>BUSINESS, MANAGEMENT &amp; MARKETING</b>						
Accounting (52.0302)	<11	-	-	-	-	
Business Management (52.0201)	15	93%	\$16,952	-	-	
Computer Information Systems (52.1201)	11	82%	\$13,839	-	-	
Office Administration (52.0401)	<11	-	-	-	-	
<b>COMPUTER &amp; INFORMATION SCIENCES</b>						
Computer Network Technology (11.0901)	13	85%	\$22,021	-	-	
<b>ENGINEERING TECHNOLOGY</b>						
Drafting and Computer Aided Design (15.1301)	<11	-	-	-	-	
PC Maintenance Repair (15.1202)	<11	-	-	-	-	
<b>HEALTH PROFESSIONS</b>						
Health Sciences (51.0000)	120	83%	\$20,557	36%	\$31,813	
Practical Nursing (51.3901)	<11	-	-	-	-	
Surgical Technology (51.0909)	<11	-	-	-	-	
<b>LIBERAL ARTS &amp; SCI., GEN. STUDIES</b>						
General Studies (24.0101)	118	79%	\$18,647	-	-	
<b>MECHANIC &amp; REPAIR TECHNOLOGIES</b>						
Air Conditioning, Heating, & Refrigeration Technology (47.0201)	<11	-	-	-	-	
Electrical Systems Technology (47.0105)	<11	-	-	-	-	
Electromechanical Maintenance (47.0105)	<11	-	-	-	-	
Industrial Electricity (47.0105)	<11	-	-	-	-	
Industrial Electronics Technology/Technician (47.0105)	<11	-	-	-	-	
<b>PRECISION PRODUCTION</b>						
Welding (48.0508)	<11	-	-	-	-	

Full-Time Employment requires Arkansas wages reported in all four quarters of the first year after graduation and total wages of at least minimum wage at 1,560 hours annual. Graduates still enrolled are excluded from Full-Time calculations.

# Southeast Arkansas College - 2020 Economic Security Report

Associate Degrees	2017 and 2018		2018 and 2019 First Year Employment Reported in Arkansas			
	Graduates	% Employed	Average	% Full-Time	Full-Time Avg.	
ALL AREAS OF STUDY	421	83%	\$23,852	56%	\$35,362	
<b>BUSINESS, MANAGEMENT &amp; MARKETING</b>						
Business Technology (52.0101)	25	92%	\$20,510	56%	\$25,723	
<b>COMPUTER &amp; INFORMATION SCIENCES</b>						
Computer Information Systems Technology (11.0901)	<11	-	-	-	-	
Computer Network Technology (11.0901)	13	85%	\$22,021	50%	\$33,755	
<b>ENGINEERING TECHNOLOGY</b>						
Drafting & Computer Aided Design Technology (15.1301)	<11	-	-	-	-	
<b>FAMILY &amp; CONSUMER SCIENCES</b>						
Early Childhood Paraprofessional Technology (19.0709)	21	62%	\$13,432	-	-	
<b>HEALTH PROFESSIONS</b>						
Nursing (LPN/Paramedic to RN; Generic; RN) (51.3801)	18	100%	\$50,839	83%	\$58,483	
Radiologic Technology (51.0907)	12	100%	\$33,283	-	-	
Respiratory Care Technology (51.0908)	14	86%	\$35,057	71%	\$38,228	
Surgical Technology (51.0909)	<11	-	-	-	-	
<b>LAW ENFORCEMENT &amp; PROTECTIVE SERV.</b>						
Criminal Justice Technology (43.0104)	30	77%	\$25,866	71%	\$30,888	
<b>LIBERAL ARTS &amp; SCI., GEN. STUDIES</b>						
General Education (24.0101)	68	82%	\$17,062	50%	\$27,259	
General Studies (24.0102)	86	87%	\$19,928	55%	\$28,860	
Liberal Arts and Sciences/Liberal Studies (24.0101)	81	77%	\$24,044	53%	\$35,935	
<b>MECHANIC &amp; REPAIR TECHNOLOGIES</b>						
Electrical & Electronics Technology (47.0105)	11	91%	\$36,879	73%	\$41,415	
Electrical Mechanical Systems Technology (47.0303)	<11	-	-	-	-	
<b>MULTI/INTERDISCIPLINARY STUDIES</b>						
General Technology (30.9999)	18	83%	\$22,731	50%	\$34,338	

Full-Time Employment requires Arkansas wages reported in all four quarters of the first year after graduation and total wages of at least minimum wage at 1,560 hours annual. Graduates still enrolled are excluded from Full-Time calculations.

# Southern Arkansas University - Magnolia - 2020 Economic Security Report

Associate Degrees	2017 and 2018		2018 and 2019 First Year Employment Reported in Arkansas			
	Graduates	% Employed	Average	% Full-Time	Full-Time Avg.	
ALL AREAS OF STUDY	488	61%	\$10,946	25%	\$26,350	
<b>AGRICULTURE</b>						
Agriculture (01.0102)	14	43%	\$19,013	-	-	
<b>BUSINESS, MANAGEMENT &amp; MARKETING</b>						
Business Administration (52.0101)	80	58%	\$12,025	-	-	
<b>HEALTH PROFESSIONS</b>						
Nursing (51.3801)	<11	-	-	-	-	
<b>LIBERAL ARTS &amp; SCI., GEN. STUDIES</b>						
General Education (24.0102)	150	62%	\$10,864	-	-	
University Studies (24.0102)	223	62%	\$9,580	-	-	
<b>PHYSICAL SCIENCES</b>						
Chemistry (40.0501)	15	67%	\$13,871	-	-	

Full-Time Employment requires Arkansas wages reported in all four quarters of the first year after graduation and total wages of at least minimum wage at 1,560 hours annual. Graduates still enrolled are excluded from Full-Time calculations.

# Southern Arkansas University - Magnolia - 2020 Economic Security Report

Baccalaureate Degrees	2017 and 2018		2018 and 2019 First Year Employment Reported in Arkansas			
	Graduates	% Employed	Average	% Full-Time	Full-Time Avg.	
ALL AREAS OF STUDY	1,002	63%	\$25,597	38%	\$37,306	
<b>AGRICULTURE</b>						
Agriculture Business (01.0101)	25	60%	\$37,437	59%	\$47,516	
Agriculture Sciences (01.0101)	16	56%	\$15,415	23%	\$29,098	
<b>BIOLOGICAL &amp; BIOMEDICAL SCIENCES</b>						
Biology (26.0101)	57	53%	\$14,672	22%	\$28,298	
<b>BUSINESS, MANAGEMENT &amp; MARKETING</b>						
Accounting (52.0301)	38	79%	\$30,727	52%	\$38,758	
Business Administration (52.0101)	150	63%	\$23,069	37%	\$32,355	
<b>COMMUNICATION &amp; JOURNALISM</b>						
Mass Communications (09.0401)	16	56%	\$18,032	21%	\$31,575	
<b>COMPUTER &amp; INFORMATION SCIENCES</b>						
Computer Science (11.0101)	17	47%	\$29,904	27%	\$54,347	
<b>EDUCATION</b>						
Agricultural Education (13.1301)	16	75%	\$26,816	54%	\$32,955	
Elementary Education (13.1210)	60	97%	\$26,854	70%	\$32,716	
K-12 Physical Education & Health (13.1314)	15	80%	\$33,277	67%	\$39,522	
Middle School Education (13.1203)	<11	-	-	-	-	
Music (13.1312)	<11	-	-	-	-	
<b>ENGINEERING</b>						
Engineering (14.0101)	26	81%	\$48,184	67%	\$57,734	
<b>ENGLISH LANGUAGE &amp; LITERATURE</b>						
English (23.0101)	<11	-	-	-	-	
<b>FOREIGN LANGUAGES &amp; LINGUISTICS</b>						
Foreign Language (16.0905)	<11	-	-	-	-	
<b>HEALTH PROFESSIONS</b>						
Athletic Training (51.0913)	<11	-	-	-	-	
Nursing (51.3801)	99	54%	\$43,516	39%	\$49,601	

Full-Time Employment requires Arkansas wages reported in all four quarters of the first year after graduation and total wages of at least minimum wage at 1,560 hours annual. Graduates still enrolled are excluded from Full-Time calculations.





# Southern Arkansas University - Magnolia - 2020 Economic Security Report

Baccalaureate Degrees	2017 and 2018		2018 and 2019 First Year Employment Reported in Arkansas			
	Graduates	% Employed	Average	% Full-Time	Full-Time Avg.	
<b>HISTORY</b>						
History (54.0101)	15	40%	\$14,060	-	-	-
<b>LAW ENFORCEMENT &amp; PROTECTIVE SERV.</b>						
Criminal Justice (43.0104)	57	65%	\$21,683	33%	\$31,023	
<b>LIBERAL ARTS &amp; SCI., GEN. STUDIES</b>						
University Studies (24.0102)	76	64%	\$20,750	28%	\$23,565	
<b>MATHEMATICS &amp; STATISTICS</b>						
Mathematics (27.0101)	<11	-	-	-	-	-
<b>PARKS, RECREATION, LEISURE &amp; FITNESS</b>						
Exercise Science (31.0505)	34	41%	\$17,215	14%	\$37,820	
<b>PHYSICAL SCIENCES</b>						
Chemistry (40.0501)	25	68%	\$28,116	50%	\$50,535	
Physics, Engineering (40.0899)	49	63%	\$40,568	37%	\$58,078	
<b>PSYCHOLOGY</b>						
Psychology (42.0101)	49	63%	\$15,363	52%	\$24,452	
<b>PUBLIC ADMIN. &amp; SOCIAL SERVICE</b>						
Human Performance, Recreation, & Community Service (44.0201)	29	52%	\$13,070	26%	\$21,159	
Social Work (44.0701)	30	67%	\$17,278	36%	\$25,373	
<b>SOCIAL SCIENCES</b>						
Behavioral & Social Sciences (45.0101)	<11	-	-	-	-	-
Political Science (45.1001)	<11	-	-	-	-	-
<b>VISUAL &amp; PERFORMING ARTS</b>						
Art & Design (50.0702)	18	72%	\$19,493	33%	\$27,308	
Game, Animation, & Simulation (50.0411)	12	75%	\$10,767	27%	\$22,669	
Music (50.0901)	<11	-	-	-	-	-
Performing Arts (50.9999)	13	62%	\$13,586	-	-	-
Theatre (50.0501)	<11	-	-	-	-	-

Full-Time Employment requires Arkansas wages reported in all four quarters of the first year after graduation and total wages of at least minimum wage at 1,560 hours annual. Graduates still enrolled are excluded from Full-Time calculations.



# Southern Arkansas University - Magnolia - 2020 Economic Security Report

Post-Baccalaureate Certificates	2017 and 2018		2018 and 2019 First Year Employment Reported in Arkansas			
	Graduates		% Employed	Average	% Full-Time	Full-Time Avg.
ALL AREAS OF STUDY	23		96%	\$44,366	35%	\$64,828
<b>EDUCATION</b>						
Building Level Leadership (13.0401)	<11		-	-	-	-
Curriculum/Program Administrator (13.0401)	<11		-	-	-	-
District Level Leadership (13.0401)	<11		-	-	-	-
Education (13.1299)	<11		-	-	-	-
School Counseling (13.1101)	<11		-	-	-	-

Full-Time Employment requires Arkansas wages reported in all four quarters of the first year after graduation and total wages of at least minimum wage at 1,560 hours annual. Graduates still enrolled are excluded from Full-Time calculations.



# Southern Arkansas University - Magnolia - 2020 Economic Security Report

Master's Degrees	2017 and 2018		2018 and 2019 First Year Employment Reported in Arkansas			
	Graduates	% Employed	Average	% Full-Time	Full-Time Avg.	
ALL AREAS OF STUDY	1,591	15%	\$37,188	6%	\$47,237	
<b>AGRICULTURE</b>						
Agriculture (01.0000)	11	73%	\$45,995	50%	\$54,951	
<b>BUSINESS, MANAGEMENT &amp; MARKETING</b>						
Business Administration (52.0201)	60	63%	\$45,147	38%	\$55,492	
<b>COMPUTER &amp; INFORMATION SCIENCES</b>						
Computer & Information Sciences (11.0101)	1,285	1%	\$34,207	-	-	
<b>EDUCATION</b>						
Clinical Mental Health Counseling (13.1199)	25	84%	\$32,886	57%	\$41,050	
Education (13.0101)	<11	-	-	-	-	
Educational Administration & Supervision (13.0401)	17	76%	\$45,473	54%	\$51,298	
Elementary Education (13.1202)	11	100%	\$35,297	67%	\$41,425	
Higher, Adult, & Lifelong Education (13.0101)	14	86%	\$36,294	-	-	
Library Media & Information Specialist (13.0501)	37	95%	\$34,593	12%	\$45,726	
School Counseling K-12 (13.1101)	23	70%	\$33,058	56%	\$39,608	
Secondary Education (13.1205)	<11	-	-	-	-	
Teaching (13.1299)	63	90%	\$35,764	52%	\$43,128	
<b>PARKS, RECREATION, LEISURE &amp; FITNESS</b>						
Kinesiology (31.0501)	31	55%	\$30,983	-	-	
<b>PUBLIC ADMIN. &amp; SOCIAL SERVICE</b>						
Public Administration (44.0401)	<11	-	-	-	-	

Full-Time Employment requires Arkansas wages reported in all four quarters of the first year after graduation and total wages of at least minimum wage at 1,560 hours annual. Graduates still enrolled are excluded from Full-Time calculations.



# Southern Arkansas University - Tech - 2020 Economic Security Report

Certificates of Proficiency	2017 and 2018	2018 and 2019 First Year Employment Reported in Arkansas			
	Graduates	% Employed	Average	% Full-Time	Full-Time Avg.
ALL AREAS OF STUDY	469	78%	\$24,725	53%	\$38,383
<b>COMMUNICATIONS TECHNOLOGY</b>					
Multimedia Broadcasting (10.0202)	<11	-	-	-	-
<b>COMPUTER &amp; INFORMATION SCIENCES</b>					
A+ Certification (11.0101)	24	67%	\$11,957	-	-
Cloud Computing (11.0101)	16	69%	\$16,040	-	-
Computer Engineering (11.0101)	16	63%	\$29,463	-	-
Computer Repair (11.1006)	17	76%	\$12,168	-	-
Cybersecurity (11.1003)	<11	-	-	-	-
Microsoft Operating Systems (11.0501)	<11	-	-	-	-
Networking (11.0901)	16	69%	\$18,113	-	-
<b>ENGINEERING TECHNOLOGY</b>					
Aerospace Technology (15.0801)	23	22%	\$4,370	-	-
Electronics and Instrumentation (15.0404)	<11	-	-	-	-
Production Technician (15.0612)	<11	-	-	-	-
Programmable Logic Controllers (PLC) (15.0612)	<11	-	-	-	-
<b>HEALTH PROFESSIONS</b>					
Health Science Technology (51.0000)	30	60%	\$3,309	-	-
Medical Transcription (51.0708)	<11	-	-	-	-
Nursing Assistant (51.3902)	47	72%	\$7,407	13%	\$22,590
<b>LAW ENFORCEMENT &amp; PROTECTIVE SERV.</b>					
Fire & Emergency Response (43.0203)	203	94%	\$35,171	88%	\$40,729
<b>MECHANIC &amp; REPAIR TECHNOLOGIES</b>					
Aviation Maintenance (47.0608)	11	27%	\$5,111	-	-
HVAC (47.0201)	<11	-	-	-	-
<b>PRECISION PRODUCTION</b>					
Welding Technology (48.0508)	27	89%	\$14,684	50%	\$23,235

Full-Time Employment requires Arkansas wages reported in all four quarters of the first year after graduation and total wages of at least minimum wage at 1,560 hours annual. Graduates still enrolled are excluded from Full-Time calculations.

# Southern Arkansas University - Tech - 2020 Economic Security Report

Technical Certificates	2017 and 2018		2018 and 2019 First Year Employment Reported in Arkansas			
	Graduates	% Employed	Average	% Full-Time	Full-Time Avg.	
ALL AREAS OF STUDY	999	91%	\$29,141	60%	\$36,329	
<b>BUSINESS, MANAGEMENT &amp; MARKETING</b>						
Entrepreneurship (52.0701)	<11	-	-	-	-	
Office Software Specialist (52.0407)	<11	-	-	-	-	
<b>COMPUTER &amp; INFORMATION SCIENCES</b>						
Computer Information Technology (11.0101)	13	69%	\$19,366	-	-	
Multimedia Graphics Technology (11.0801)	<11	-	-	-	-	
Simulation & Game Design (11.0804)	<11	-	-	-	-	
<b>ENGINEERING TECHNOLOGY</b>						
Engineering Technology (15.0000)	<11	-	-	-	-	
Mechanical Maintenance (15.0613)	24	88%	\$27,778	75%	\$30,205	
Production Technician (15.0612)	<11	-	-	-	-	
<b>HEALTH PROFESSIONS</b>						
Health Sciences (51.0000)	12	75%	\$22,805	-	-	
Medical Coding (51.0705)	<11	-	-	-	-	
Medical Office Administration (51.0705)	<11	-	-	-	-	
Practical Nursing (51.3901)	51	92%	\$31,006	90%	\$31,309	
<b>LAW ENFORCEMENT &amp; PROTECTIVE SERV.</b>						
Law Enforcement (43.0107)	633	97%	\$32,322	62%	\$36,871	
<b>LIBERAL ARTS &amp; SCI., GEN. STUDIES</b>						
General Studies (24.0101)	68	76%	\$16,426	-	-	
<b>MECHANIC &amp; REPAIR TECHNOLOGIES</b>						
Aviation Maintenance Airframe (47.0607)	20	60%	\$8,543	-	-	
Aviation Maintenance Powerplant (47.0608)	23	48%	\$16,918	25%	\$31,086	
HVAC/Electronics and Instrumentation (47.0201)	<11	-	-	-	-	
<b>NATURAL RESOURCES &amp; CONSERVATION</b>						
Wildlife & Fisheries Enforcement (03.0601)	21	95%	\$36,594	90%	\$46,035	

Full-Time Employment requires Arkansas wages reported in all four quarters of the first year after graduation and total wages of at least minimum wage at 1,560 hours annual. Graduates still enrolled are excluded from Full-Time calculations.

# Southern Arkansas University - Tech - 2020 Economic Security Report

Technical Certificates		2017 and 2018	2018 and 2019 First Year Employment Reported in Arkansas			
		Graduates	% Employed	Average	% Full-Time	Full-Time Avg.
<b>PERSONAL &amp; CULINARY SERVICES</b>						
	Cosmetology (12.0401)	14	86%	\$12,461	33%	\$15,298
<b>PRECISION PRODUCTION</b>						
	Welding (48.0508)	66	89%	\$22,508	49%	\$34,506
<b>VISUAL &amp; PERFORMING ARTS</b>						
	Multimedia Film & Video Production (50.0602)	12	75%	\$9,056	-	-

Full-Time Employment requires Arkansas wages reported in all four quarters of the first year after graduation and total wages of at least minimum wage at 1,560 hours annual. Graduates still enrolled are excluded from Full-Time calculations.



# Southern Arkansas University - Tech - 2020 Economic Security Report

Associate Degrees	2017 and 2018		2018 and 2019 First Year Employment Reported in Arkansas			
	Graduates	% Employed	Average	% Full-Time	Full-Time Avg.	
ALL AREAS OF STUDY	230	82%	\$24,722	59%	\$37,567	
<b>BUSINESS, MANAGEMENT &amp; MARKETING</b>						
Business Administration (52.0201)	17	82%	\$17,471	75%	\$24,097	
Office Management (52.0204)	<11	-	-	-	-	
<b>COMPUTER &amp; INFORMATION SCIENCES</b>						
Computer Information Systems Technology (11.0101)	14	64%	\$18,032	38%	\$40,157	
Multimedia Technology (11.0801)	16	69%	\$18,685	38%	\$20,933	
<b>EDUCATION</b>						
Education (13.1206)	12	92%	\$16,024	67%	\$22,717	
<b>ENGINEERING TECHNOLOGY</b>						
Environmental Science (15.0507)	<11	-	-	-	-	
Industrial Sciences and Technology (15.0612)	21	86%	\$38,287	82%	\$44,726	
<b>LAW ENFORCEMENT &amp; PROTECTIVE SERV.</b>						
Fire & Emergency Response (43.0203)	<11	-	-	-	-	
Fire Science Management (43.0202)	11	100%	\$34,737	43%	\$46,476	
<b>LIBERAL ARTS &amp; SCI., GEN. STUDIES</b>						
General Education (24.0102)	23	70%	\$12,680	-	-	
<b>MECHANIC &amp; REPAIR TECHNOLOGIES</b>						
Aviation Maintenance (47.0608)	<11	-	-	-	-	
General Technology (47.0612)	16	94%	\$29,843	60%	\$42,435	
<b>MULTI/INTERDISCIPLINARY STUDIES</b>						
Professional Studies (30.0000)	81	84%	\$24,702	60%	\$40,442	

Full-Time Employment requires Arkansas wages reported in all four quarters of the first year after graduation and total wages of at least minimum wage at 1,560 hours annual. Graduates still enrolled are excluded from Full-Time calculations.

## U A Community College at Batesville - 2020 Economic Security Report

Certificates of Proficiency	2017 and 2018		2018 and 2019 First Year Employment Reported in Arkansas			
	Graduates	% Employed	Average	% Full-Time	Full-Time Avg.	
ALL AREAS OF STUDY	360	82%	\$13,493	49%	\$23,801	
<b>AGRICULTURE</b>						
Animal Science (01.0101)	<11	-	-	-	-	
Plant Science (01.1101)	<11	-	-	-	-	
<b>BUSINESS, MANAGEMENT &amp; MARKETING</b>						
CIS/Networking (52.0101)	<11	-	-	-	-	
Medical Billing & Coding (52.0101)	16	81%	\$15,395	-	-	
<b>COMPUTER &amp; INFORMATION SCIENCES</b>						
Information Assurance (11.1003)	<11	-	-	-	-	
Web Page, Digital/Multimedia and Information Resources Design (11.0801)	<11	-	-	-	-	
<b>EDUCATION</b>						
Early Childhood Education (13.1210)	34	97%	\$15,752	88%	\$17,505	
<b>HEALTH PROFESSIONS</b>						
Emergency Medical Technology (51.0904)	23	78%	\$23,272	67%	\$35,157	
Nursing Assistant (51.3902)	193	82%	\$10,895	37%	\$19,018	
<b>MECHANIC &amp; REPAIR TECHNOLOGIES</b>						
Heating, Ventilation & Air Conditioning (47.0201)	17	71%	\$15,357	-	-	
<b>PRECISION PRODUCTION</b>						
Welding (48.0508)	62	79%	\$16,411	47%	\$28,686	

Full-Time Employment requires Arkansas wages reported in all four quarters of the first year after graduation and total wages of at least minimum wage at 1,560 hours annual. Graduates still enrolled are excluded from Full-Time calculations.



## U A Community College at Batesville - 2020 Economic Security Report

Technical Certificates	2017 and 2018		2018 and 2019 First Year Employment Reported in Arkansas			
	Graduates	% Employed	Average	% Full-Time	Full-Time Avg.	
ALL AREAS OF STUDY	125	78%	\$18,150	21%	\$27,319	
<b>BUSINESS, MANAGEMENT &amp; MARKETING</b>						
Accounting Support (52.0301)	<11	-	-	-	-	
Clerical Services (52.0401)	<11	-	-	-	-	
<b>COMPUTER &amp; INFORMATION SCIENCES</b>						
Computer Support Specialist (11.1006)	<11	-	-	-	-	
<b>EDUCATION</b>						
Early Childhood Education (13.1210)	15	80%	\$18,101	-	-	
<b>HEALTH PROFESSIONS</b>						
Emergency Medical Technology (51.0904)	<11	-	-	-	-	
Practical Nursing (51.3901)	31	97%	\$19,626	-	-	
<b>MECHANIC &amp; REPAIR TECHNOLOGIES</b>						
Air Conditioning, Heating and Refrigeration Technology (47.0201)	<11	-	-	-	-	
<b>PERSONAL &amp; CULINARY SERVICES</b>						
Cosmetology (12.0401)	38	66%	\$9,248	13%	\$18,315	
<b>PRECISION PRODUCTION</b>						
Welding Technology (48.0508)	19	74%	\$23,601	50%	\$34,036	

Full-Time Employment requires Arkansas wages reported in all four quarters of the first year after graduation and total wages of at least minimum wage at 1,560 hours annual. Graduates still enrolled are excluded from Full-Time calculations.

## U A Community College at Batesville - 2020 Economic Security Report

Associate Degrees	2017 and 2018		2018 and 2019 First Year Employment Reported in Arkansas			
	Graduates	% Employed	Average	% Full-Time	Full-Time Avg.	
ALL AREAS OF STUDY	370	85%	\$26,174	65%	\$41,061	
<b>BUSINESS, MANAGEMENT &amp; MARKETING</b>						
Business (52.0101)	<11	-	-	-	-	
Business Services (52.0101)	11	73%	\$22,821	60%	\$26,219	
<b>COMPUTER &amp; INFORMATION SCIENCES</b>						
Computer Information Systems (11.0101)	<11	-	-	-	-	
<b>EDUCATION</b>						
Early Childhood Education (13.1210)	14	79%	\$18,512	50%	\$21,748	
Education (13.1206)	<11	-	-	-	-	
<b>HEALTH PROFESSIONS</b>						
Emergency Medical Technology (51.0904)	<11	-	-	-	-	
Medical Office Management (51.0705)	<11	-	-	-	-	
Nursing (RN) (51.3801)	117	95%	\$44,986	87%	\$47,506	
<b>LAW ENFORCEMENT &amp; PROTECTIVE SERV.</b>						
Criminal Justice (43.0104)	<11	-	-	-	-	
<b>LIBERAL ARTS &amp; SCI., GEN. STUDIES</b>						
General Education (24.0101)	18	94%	\$19,908	50%	\$28,988	
General Education (24.0101)	152	80%	\$12,958	31%	\$25,286	
STEM (24.0102)	<11	-	-	-	-	
<b>MECHANIC &amp; REPAIR TECHNOLOGIES</b>						
Industrial Technology (47.0101)	15	67%	\$28,662	36%	\$44,057	

Full-Time Employment requires Arkansas wages reported in all four quarters of the first year after graduation and total wages of at least minimum wage at 1,560 hours annual. Graduates still enrolled are excluded from Full-Time calculations.

# U A Community College at Hope-Texarkana - 2020 Economic Security Report

Certificates of Proficiency	2017 and 2018		2018 and 2019 First Year Employment Reported in Arkansas			
	Graduates	% Employed	Average	% Full-Time	Full-Time Avg.	
ALL AREAS OF STUDY	646	70%	\$15,241	33%	\$29,373	
<b>BUSINESS, MANAGEMENT &amp; MARKETING</b>						
General Business (52.0401)	105	56%	\$15,021	-	-	
Supply Chain Management (52.0203)	<11	-	-	-	-	
<b>COMPUTER &amp; INFORMATION SCIENCES</b>						
Information Systems (11.0101)	14	71%	\$16,735	-	-	
<b>CONSTRUCTION TRADES</b>						
Building Maintenance (46.0401)	<11	-	-	-	-	
Major Appliances (46.0401)	12	58%	\$9,668	-	-	
<b>ENGINEERING TECHNOLOGY</b>						
Power Plant Technology (15.0303)	22	86%	\$19,666	-	-	
<b>FAMILY &amp; CONSUMER SCIENCES</b>						
Child Development Associate (19.0709)	39	67%	\$14,331	53%	\$18,158	
<b>HEALTH PROFESSIONS</b>						
Emergency Medical Technician (51.0810)	58	71%	\$21,718	42%	\$34,451	
Medical Office Management (51.0705)	<11	-	-	-	-	
Nursing Assistant (51.3902)	193	72%	\$10,315	18%	\$18,599	
Surgical Scrub Technician (51.0909)	<11	-	-	-	-	
<b>LAW ENFORCEMENT &amp; PROTECTIVE SERV.</b>						
Crime Scene Investigation (43.0106)	<11	-	-	-	-	
<b>MECHANIC &amp; REPAIR TECHNOLOGIES</b>						
Diesel Technology (47.0605)	13	85%	\$21,272	-	-	
Diesel Technology, Brakes/Power Trains (47.0605)	14	86%	\$16,537	-	-	
Diesel Technology, Chassis Systems (47.0605)	11	91%	\$16,915	-	-	
Diesel Technology, Electrical Systems (47.0605)	14	79%	\$25,789	100%	\$31,529	
Heating, Ventilation and Air Conditioning (47.0201)	14	79%	\$13,512	-	-	
Industrial Maintenance Technology, Machining Shop (47.0399)	<11	-	-	-	-	
Industrial Technology, Electrical (47.0105)	23	74%	\$17,148	-	-	

Full-Time Employment requires Arkansas wages reported in all four quarters of the first year after graduation and total wages of at least minimum wage at 1,560 hours annual. Graduates still enrolled are excluded from Full-Time calculations.

# U A Community College at Hope-Texarkana - 2020 Economic Security Report

Certificates of Proficiency	2017 and 2018	2018 and 2019 First Year Employment Reported in Arkansas			
	Graduates	% Employed	Average	% Full-Time	Full-Time Avg.
Industrial Technology, Mechanical (47.0303)	16	50%	\$26,847	-	-
<b>PERSONAL &amp; CULINARY SERVICES</b>					
Funeral Director (12.0302)	16	50%	\$21,324	-	-
<b>PRECISION PRODUCTION</b>					
Welding (48.0508)	34	79%	\$15,576	50%	\$23,500
Welding Technology, Construction Welding (48.0508)	20	70%	\$16,979	-	-

Full-Time Employment requires Arkansas wages reported in all four quarters of the first year after graduation and total wages of at least minimum wage at 1,560 hours annual. Graduates still enrolled are excluded from Full-Time calculations.



# U A Community College at Hope-Texarkana - 2020 Economic Security Report

Technical Certificates	2017 and 2018		2018 and 2019 First Year Employment Reported in Arkansas			
	Graduates	% Employed	Average	% Full-Time	Full-Time Avg.	
ALL AREAS OF STUDY	418	71%	\$18,622	47%	\$31,514	
<b>BUSINESS, MANAGEMENT &amp; MARKETING</b>						
Accounting (52.0302)	<11	-	-	-	-	
Business Technology (52.0408)	14	43%	\$20,907	-	-	
Supply Chain Management (52.0203)	<11	-	-	-	-	
<b>COMPUTER &amp; INFORMATION SCIENCES</b>						
Information Systems (11.0101)	<11	-	-	-	-	
<b>CONSTRUCTION TRADES</b>						
Commercial and Residential Equipment Maintenance and Repair (46.0401)	<11	-	-	-	-	
<b>ENGINEERING TECHNOLOGY</b>						
Power Plant Operations (15.0303)	<11	-	-	-	-	
Power Plant Technology (15.0303)	<11	-	-	-	-	
<b>FAMILY &amp; CONSUMER SCIENCES</b>						
Early Childhood Education (19.0709)	<11	-	-	-	-	
<b>HEALTH PROFESSIONS</b>						
Emergency Medical Technician, Paramedics (51.0904)	<11	-	-	-	-	
Health Professions (51.0000)	29	86%	\$21,707	50%	\$31,286	
Medical Office Management (51.0705)	<11	-	-	-	-	
Practical Nursing (51.3901)	67	81%	\$22,267	48%	\$31,499	
<b>LIBERAL ARTS &amp; SCI., GEN. STUDIES</b>						
General Studies (24.0101)	159	60%	\$12,522	-	-	
<b>MECHANIC &amp; REPAIR TECHNOLOGIES</b>						
Advanced Diesel Technology (47.0605)	11	100%	\$20,050	43%	\$26,575	
Air Conditioning, Heating, & Refrigeration Technology (47.0201)	12	75%	\$14,694	-	-	
Diesel Technology (47.0605)	12	67%	\$22,158	-	-	
Industrail Maintenance: Machiniing (47.0399)	<11	-	-	-	-	
Industrial Electricity (47.0105)	13	77%	\$21,604	75%	\$26,720	

Full-Time Employment requires Arkansas wages reported in all four quarters of the first year after graduation and total wages of at least minimum wage at 1,560 hours annual. Graduates still enrolled are excluded from Full-Time calculations.

# U A Community College at Hope-Texarkana - 2020 Economic Security Report

Technical Certificates	2017 and 2018	2018 and 2019 First Year Employment Reported in Arkansas			
	Graduates	% Employed	Average	% Full-Time	Full-Time Avg.
Industrial Multicraft Maintenance (47.0303)	<11	-	-	-	-
<b>PERSONAL &amp; CULINARY SERVICES</b>					
Funeral Director (12.0302)	15	53%	\$18,190	-	-
<b>PRECISION PRODUCTION</b>					
Welding Technology (48.0508)	17	82%	\$22,304	63%	\$28,303

Full-Time Employment requires Arkansas wages reported in all four quarters of the first year after graduation and total wages of at least minimum wage at 1,560 hours annual. Graduates still enrolled are excluded from Full-Time calculations.



# U A Community College at Hope-Texarkana - 2020 Economic Security Report

Associate Degrees	2017 and 2018		2018 and 2019 First Year Employment Reported in Arkansas			
	Graduates	% Employed	Average	% Full-Time	Full-Time Avg.	
ALL AREAS OF STUDY	368	64%	\$21,858	39%	\$35,309	
<b>BUSINESS, MANAGEMENT &amp; MARKETING</b>						
Business (52.0101)	18	61%	\$11,716	-	-	
Business Administration (52.0101)	26	62%	\$17,648	29%	\$30,954	
Supply Chain Management (52.0203)	<11	-	-	-	-	
<b>COMPUTER &amp; INFORMATION SCIENCES</b>						
Information Systems (11.0101)	<11	-	-	-	-	
<b>EDUCATION</b>						
Education (13.1202)	<11	-	-	-	-	
<b>ENGINEERING TECHNOLOGY</b>						
Power Plant Technology (15.0303)	12	100%	\$27,509	56%	\$36,906	
<b>FAMILY &amp; CONSUMER SCIENCES</b>						
Early Childhood Education (19.0708)	16	88%	\$20,394	69%	\$24,286	
<b>HEALTH PROFESSIONS</b>						
Emergency Medical Technician, Paramedics (51.0904)	<11	-	-	-	-	
Medical Office Management (51.0705)	<11	-	-	-	-	
Nursing (LPN/LPTN TO RN) (51.3801)	64	58%	\$43,795	48%	\$48,060	
<b>LIBERAL ARTS &amp; SCI., GEN. STUDIES</b>						
General Education (24.0101)	145	59%	\$12,640	24%	\$25,663	
General Studies (24.0102)	23	74%	\$20,176	50%	\$28,537	
<b>MULTI/INTERDISCIPLINARY STUDIES</b>						
General Technology (30.9999)	15	80%	\$24,365	58%	\$35,802	
<b>PERSONAL &amp; CULINARY SERVICES</b>						
Funeral Services (12.0301)	17	59%	\$19,665	35%	\$27,100	

Full-Time Employment requires Arkansas wages reported in all four quarters of the first year after graduation and total wages of at least minimum wage at 1,560 hours annual. Graduates still enrolled are excluded from Full-Time calculations.

## U A Community College at Morrilton - 2020 Economic Security Report

Certificates of Proficiency	2017 and 2018	2018 and 2019 First Year Employment Reported in Arkansas			
	Graduates	% Employed	Average	% Full-Time	Full-Time Avg.
ALL AREAS OF STUDY	200	80%	\$18,758	71%	\$40,243
<b>COMPUTER &amp; INFORMATION SCIENCES</b>					
Computer Maintenance (11.0101)	18	78%	\$17,645	-	-
Networking Technology (11.1002)	35	77%	\$14,735	-	-
<b>ENGINEERING TECHNOLOGY</b>					
Computer Maintenance (15.1202)	23	74%	\$14,700	-	-
Petroleum Technology (15.0903)	<11	-	-	-	-
<b>FAMILY &amp; CONSUMER SCIENCES</b>					
Early Childhood Development (19.0706)	21	86%	\$11,362	-	-
<b>HEALTH PROFESSIONS</b>					
Emergency Medical Technician (EMT) Basic (51.0904)	28	79%	\$26,209	90%	\$41,711
<b>MECHANIC &amp; REPAIR TECHNOLOGIES</b>					
Industrial Mechanics and Maintenance Technology (47.0303)	22	82%	\$21,444	-	-
<b>PRECISION PRODUCTION</b>					
Pipe Welding (48.0508)	<11	-	-	-	-
Welding (48.0508)	40	85%	\$23,645	-	-

Full-Time Employment requires Arkansas wages reported in all four quarters of the first year after graduation and total wages of at least minimum wage at 1,560 hours annual. Graduates still enrolled are excluded from Full-Time calculations.



# U A Community College at Morrilton - 2020 Economic Security Report

Technical Certificates	2017 and 2018		2018 and 2019 First Year Employment Reported in Arkansas			
	Graduates	% Employed	Average	% Full-Time	Full-Time Avg.	
ALL AREAS OF STUDY	761	83%	\$17,685	52%	\$30,831	
<b>BUSINESS, MANAGEMENT &amp; MARKETING</b>						
Business (52.0101)	12	83%	\$11,601	-	-	
<b>COMPUTER &amp; INFORMATION SCIENCES</b>						
Computer Information Systems Technology (11.0101)	21	76%	\$18,688	-	-	
<b>ENGINEERING TECHNOLOGY</b>						
Computer Information Systems Technology (15.1202)	19	84%	\$15,302	-	-	
Drafting (15.1301)	17	88%	\$15,648	-	-	
Petroleum Technology (15.0903)	<11	-	-	-	-	
Surveying (15.1102)	19	84%	\$19,147	-	-	
<b>FAMILY &amp; CONSUMER SCIENCES</b>						
Early Childhood Development (Birth to Pre-K credential) (19.0706)	17	100%	\$10,299	-	-	
<b>HEALTH PROFESSIONS</b>						
Practical Nursing (51.3901)	95	91%	\$31,787	54%	\$36,438	
<b>LIBERAL ARTS &amp; SCI., GEN. STUDIES</b>						
General Studies (24.0101)	434	81%	\$13,249	37%	\$23,719	
<b>MECHANIC &amp; REPAIR TECHNOLOGIES</b>						
Air Conditioning, Heating, & Refrigeration Technology (47.0201)	40	88%	\$26,528	80%	\$29,114	
Automotive Technology (47.0604)	20	80%	\$16,889	-	-	
Collision Repair and Refinishing Technology (47.0603)	<11	-	-	-	-	
Industrial Mechanics and Maintenance Technology (47.0303)	17	88%	\$23,912	-	-	
<b>PRECISION PRODUCTION</b>						
Welding (48.0508)	33	85%	\$25,254	67%	\$35,212	

Full-Time Employment requires Arkansas wages reported in all four quarters of the first year after graduation and total wages of at least minimum wage at 1,560 hours annual. Graduates still enrolled are excluded from Full-Time calculations.

# U A Community College at Morrilton - 2020 Economic Security Report

Associate Degrees	2017 and 2018		2018 and 2019 First Year Employment Reported in Arkansas			
	Graduates	% Employed	Average	% Full-Time	Full-Time Avg.	
ALL AREAS OF STUDY	805	84%	\$24,486	61%	\$37,058	
<b>BUSINESS, MANAGEMENT &amp; MARKETING</b>						
Business (52.0101)	49	78%	\$20,767	58%	\$27,524	
Business (52.0101)	32	84%	\$13,737	57%	\$22,280	
<b>COMPUTER &amp; INFORMATION SCIENCES</b>						
Computer Information Systems Technology (11.0101)	16	69%	\$21,556	50%	\$26,613	
<b>EDUCATION</b>						
Education (13.1203)	30	70%	\$11,086	-	-	
<b>ENGINEERING TECHNOLOGY</b>						
Computer Information Systems Technology (15.1202)	14	79%	\$18,807	60%	\$22,961	
Drafting (15.1301)	14	93%	\$24,162	67%	\$35,026	
Petroleum Technology (15.0903)	<11	-	-	-	-	
Surveying (15.1102)	16	88%	\$26,447	57%	\$34,897	
<b>FAMILY &amp; CONSUMER SCIENCES</b>						
Early Childhood Development (Birth to Pre-K credential) (19.0706)	13	85%	\$16,935	44%	\$20,115	
<b>HEALTH PROFESSIONS</b>						
Nursing (51.3801)	90	99%	\$49,065	87%	\$52,448	
<b>LIBERAL ARTS &amp; SCI., GEN. STUDIES</b>						
General Education (24.0101)	246	82%	\$14,413	47%	\$27,089	
General Studies (24.0102)	188	85%	\$28,806	59%	\$37,594	
Liberal Arts (24.0101)	17	76%	\$18,027	100%	\$34,770	
<b>MECHANIC &amp; REPAIR TECHNOLOGIES</b>						
Air Conditioning, Heating, & Refrigeration Technology (47.0201)	31	87%	\$30,348	60%	\$36,807	
Automotive Service Technology (47.0604)	20	90%	\$19,962	50%	\$26,881	
Collision Repair and Refinishing Technology (47.0603)	<11	-	-	-	-	
Industrial Mechanics and Maintenance Technology (47.0303)	13	92%	\$38,996	73%	\$48,460	
<b>PRECISION PRODUCTION</b>						
Welding (48.0508)	<11	-	-	-	-	

Full-Time Employment requires Arkansas wages reported in all four quarters of the first year after graduation and total wages of at least minimum wage at 1,560 hours annual. Graduates still enrolled are excluded from Full-Time calculations.

# University of Arkansas Fayetteville - 2020 Economic Security Report

Certificates of Proficiency	2017 and 2018		2018 and 2019 First Year Employment Reported in Arkansas			
	Graduates	% Employed	Average	% Full-Time	Full-Time Avg.	
ALL AREAS OF STUDY	<11	-	-	-	-	
<b>PUBLIC ADMIN. &amp; SOCIAL SERVICE</b>						
Child Advocacy Studies Training (44.0701)	<11	-	-	-	-	
<b>SOCIAL SCIENCES</b>						
Geospatial Technologies (45.0702)	<11	-	-	-	-	

Full-Time Employment requires Arkansas wages reported in all four quarters of the first year after graduation and total wages of at least minimum wage at 1,560 hours annual. Graduates still enrolled are excluded from Full-Time calculations.

# University of Arkansas Fayetteville - 2020 Economic Security Report

Baccalaureate Degrees	2017 and 2018		2018 and 2019 First Year Employment Reported in Arkansas			
	Graduates	% Employed	Average	% Full-Time	Full-Time Avg.	
ALL AREAS OF STUDY	9,105	53%	\$24,809	27%	\$40,372	
<b>AGRICULTURE</b>						
Agricultural Business (01.0102)	144	74%	\$27,002	42%	\$37,457	
Agricultural Education, Communication, & Technology (01.0801)	34	68%	\$26,004	34%	\$39,950	
Animal Science (01.0901)	99	63%	\$15,405	26%	\$29,601	
Crop Science (01.1102)	24	67%	\$15,071	38%	\$29,514	
Food Science (01.1001)	27	59%	\$24,240	38%	\$32,440	
Horticulture, Landscape & Turf Sciences (01.0603)	27	56%	\$18,443	48%	\$26,617	
Poultry Science (01.0907)	32	72%	\$34,250	54%	\$46,437	
<b>ARCHITECTURE</b>						
Architectural Studies (04.0201)	14	50%	\$19,618	31%	\$23,337	
Architecture (04.0201)	73	32%	\$33,506	21%	\$41,573	
Landscape Architectural Studies (04.0601)	<11	-	-	-	-	
Landscape Architecture (04.0601)	<11	-	-	-	-	
<b>BIOLOGICAL &amp; BIOMEDICAL SCIENCES</b>						
Biology (26.0101)	266	51%	\$12,710	22%	\$26,202	
Biology (26.0101)	137	51%	\$15,968	15%	\$32,159	
<b>BUSINESS, MANAGEMENT &amp; MARKETING</b>						
Accounting (52.0301)	314	52%	\$29,494	27%	\$45,935	
Business Economics (52.0601)	59	51%	\$22,604	26%	\$39,570	
Finance (52.0801)	528	41%	\$32,042	23%	\$46,455	
General Business (52.0101)	33	67%	\$29,062	34%	\$44,599	
Human Resource & Workforce Development Education (52.1005)	55	76%	\$41,430	45%	\$42,186	
Information Systems (52.1301)	106	51%	\$37,477	32%	\$49,421	
International Business (52.1101)	81	52%	\$29,664	25%	\$46,624	
Management (52.0201)	217	49%	\$30,138	30%	\$38,675	
Marketing (52.1401)	515	50%	\$28,324	24%	\$43,661	
Retail (52.0212)	12	42%	\$22,587	-	-	

Full-Time Employment requires Arkansas wages reported in all four quarters of the first year after graduation and total wages of at least minimum wage at 1,560 hours annual. Graduates still enrolled are excluded from Full-Time calculations.

# University of Arkansas Fayetteville - 2020 Economic Security Report

Baccalaureate Degrees	2017 and 2018	2018 and 2019 First Year Employment Reported in Arkansas			
	Graduates	% Employed	Average	% Full-Time	Full-Time Avg.
Supply Chain Management (52.0203)	392	48%	\$33,233	28%	\$46,150
<b>COMMUNICATION &amp; JOURNALISM</b>					
Communication (09.0101)	309	52%	\$19,962	24%	\$29,436
Journalism (09.0401)	294	51%	\$21,046	25%	\$32,790
<b>COMPUTER &amp; INFORMATION SCIENCES</b>					
Computer Science (11.0101)	25	72%	\$41,183	40%	\$51,164
Computer Science (11.0101)	93	55%	\$42,360	31%	\$61,775
<b>EDUCATION</b>					
Career & Technical Education (13.1319)	21	76%	\$25,999	53%	\$32,386
Childhood Education (13.1202)	81	98%	\$4,416	50%	\$26,990
Educational Studies (13.0101)	81	64%	\$15,308	26%	\$23,354
Elementary Education (13.1209)	77	64%	\$36,027	53%	\$41,604
Special Education K-12 (13.1001)	12	83%	\$36,250	73%	\$43,656
<b>ENGINEERING</b>					
Biological Engineering (14.4501)	47	66%	\$28,797	33%	\$52,685
Biomedical Engineering (14.0501)	82	38%	\$16,921	13%	\$42,234
Chemical Engineering (14.0701)	162	40%	\$33,934	23%	\$53,901
Civil Engineering (14.0801)	126	40%	\$35,375	28%	\$49,594
Computer Engineering (14.0901)	72	46%	\$47,256	37%	\$64,844
Electrical Engineering (14.1001)	105	29%	\$44,726	20%	\$59,467
Industrial Engineering (14.3501)	124	43%	\$43,465	27%	\$59,585
Mechanical Engineering (14.1901)	313	45%	\$37,464	25%	\$55,136
<b>ENGLISH LANGUAGE &amp; LITERATURE</b>					
English (23.0101)	153	64%	\$14,934	30%	\$28,155
<b>ETHNIC &amp; CULTURAL STUDIES</b>					
American Studies (05.0102)	<11	-	-	-	-
<b>FAMILY &amp; CONSUMER SCIENCES</b>					
Apparel Merchandising & Product Development (19.0901)	160	51%	\$25,827	22%	\$37,656

Full-Time Employment requires Arkansas wages reported in all four quarters of the first year after graduation and total wages of at least minimum wage at 1,560 hours annual. Graduates still enrolled are excluded from Full-Time calculations.

# University of Arkansas Fayetteville - 2020 Economic Security Report

Baccalaureate Degrees	2017 and 2018	2018 and 2019 First Year Employment Reported in Arkansas			
	Graduates	% Employed	Average	% Full-Time	Full-Time Avg.
Birth through Kindergarten (19.0701)	<11	-	-	-	-
Human Development & Family Sciences (19.0701)	106	61%	\$19,001	29%	\$26,967
Human Environmental Sciences (19.0101)	<11	-	-	-	-
Human Nutrition & Hospitality Innovation (19.0501)	82	50%	\$19,832	24%	\$32,382
Human Nutrition and Hospitality Innovation (19.0501)	88	47%	\$17,791	16%	\$31,860
<b>FOREIGN LANGUAGES &amp; LINGUISTICS</b>					
Classical Studies (16.1200)	<11	-	-	-	-
French (16.0901)	17	65%	\$16,966	29%	\$24,932
German (16.0501)	<11	-	-	-	-
Spanish (16.0905)	56	68%	\$14,084	23%	\$28,042
<b>HEALTH PROFESSIONS</b>					
Communication Disorders (51.0204)	137	35%	\$8,256	5%	\$22,920
Nursing (51.3801)	614	54%	\$46,392	41%	\$53,238
Public Health (51.2201)	143	58%	\$16,631	22%	\$30,714
<b>HISTORY</b>					
History (54.0101)	141	66%	\$16,004	31%	\$32,393
<b>LAW ENFORCEMENT &amp; PROTECTIVE SERV.</b>					
Criminal Justice (43.0104)	77	66%	\$22,235	37%	\$28,386
Criminology (43.0104)	78	58%	\$19,152	26%	\$27,192
<b>MATHEMATICS &amp; STATISTICS</b>					
Mathematics (27.0101)	29	55%	\$22,284	35%	\$35,463
Mathematics (27.0101)	29	45%	\$21,187	19%	\$29,584
<b>MULTI/INTERDISCIPLINARY STUDIES</b>					
Interdisciplinary Studies (30.0000)	28	50%	\$24,574	24%	\$38,354
<b>NATURAL RESOURCES &amp; CONSERVATION</b>					
Environmental Soil & Water Science (03.0104)	46	65%	\$16,183	32%	\$27,292
<b>PARKS, RECREATION, LEISURE &amp; FITNESS</b>					
Kinesiology (31.0501)	417	56%	\$15,853	22%	\$29,678

Full-Time Employment requires Arkansas wages reported in all four quarters of the first year after graduation and total wages of at least minimum wage at 1,560 hours annual. Graduates still enrolled are excluded from Full-Time calculations.

# University of Arkansas Fayetteville - 2020 Economic Security Report

Baccalaureate Degrees	2017 and 2018	2018 and 2019 First Year Employment Reported in Arkansas			
	Graduates	% Employed	Average	% Full-Time	Full-Time Avg.
Recreation & Sport Management (31.0101)	136	53%	\$17,407	20%	\$31,677
<b>PHILOSOPHY &amp; RELIGIOUS STUDIES</b>					
Philosophy (38.0101)	23	78%	\$9,431	18%	\$29,002
<b>PHYSICAL SCIENCES</b>					
Chemistry (40.0501)	22	50%	\$12,650	25%	\$26,965
Chemistry (40.0501)	95	57%	\$13,113	23%	\$27,596
Earth Science (40.0601)	<11	-	-	-	-
Geology (40.0601)	40	30%	\$14,234	10%	\$27,357
Physics (40.0801)	31	55%	\$16,429	17%	\$37,833
Physics (40.0801)	<11	-	-	-	-
<b>PSYCHOLOGY</b>					
Psychology (42.0101)	293	63%	\$15,455	25%	\$24,946
<b>PUBLIC ADMIN. &amp; SOCIAL SERVICE</b>					
Social Work (44.0701)	110	55%	\$18,686	38%	\$27,256
<b>SOCIAL SCIENCES</b>					
Anthropology (45.0201)	41	73%	\$14,745	33%	\$23,055
Anthropology (45.0201)	29	38%	\$24,844	31%	\$26,441
Economics (45.0601)	43	47%	\$22,945	19%	\$42,074
Geography (45.0701)	23	74%	\$15,451	38%	\$22,868
International Studies (45.0901)	88	51%	\$11,350	13%	\$26,232
Political Science (45.1001)	169	56%	\$14,947	15%	\$37,725
Sociology (45.1101)	47	55%	\$14,079	30%	\$22,617
<b>VISUAL &amp; PERFORMING ARTS</b>					
Art (50.0701)	31	71%	\$20,525	41%	\$30,252
Art (50.0701)	63	68%	\$16,771	26%	\$30,461
Interior Design (50.0408)	29	34%	\$23,970	17%	\$33,519
Music (50.0903)	19	53%	\$13,328	-	-
Music (50.0903)	56	66%	\$16,667	29%	\$32,215

Full-Time Employment requires Arkansas wages reported in all four quarters of the first year after graduation and total wages of at least minimum wage at 1,560 hours annual. Graduates still enrolled are excluded from Full-Time calculations.

# University of Arkansas Fayetteville - 2020 Economic Security Report

## Baccalaureate Degrees

	2017 and 2018	2018 and 2019 First Year Employment Reported in Arkansas			
	Graduates	% Employed	Average	% Full-Time	Full-Time Avg.
Studio Art (50.0701)	33	61%	\$15,156	24%	\$22,981
Theatre (50.0501)	20	80%	\$9,498	-	-

Full-Time Employment requires Arkansas wages reported in all four quarters of the first year after graduation and total wages of at least minimum wage at 1,560 hours annual. Graduates still enrolled are excluded from Full-Time calculations.





# University of Arkansas Fayetteville - 2020 Economic Security Report

Post-Baccalaureate Certificates	2017 and 2018		2018 and 2019 First Year Employment Reported in Arkansas			
	Graduates	% Employed	Average	% Full-Time	Full-Time Avg.	
ALL AREAS OF STUDY	173	60%	\$60,770	51%	\$64,429	
<b>AGRICULTURE</b>						
Bioenergy & Sustainable Technology (01.0308)	<11	-	-	-	-	
<b>BUSINESS, MANAGEMENT &amp; MARKETING</b>						
Business (52.0201)	<11	-	-	-	-	
Cross Sector Alliances: Public, Private, & Non-Profit (52.0206)	<11	-	-	-	-	
Enterprise Systems (52.1301)	52	85%	\$80,523	61%	\$73,995	
Entrepreneurship (52.0701)	<11	-	-	-	-	
<b>EDUCATION</b>						
Applied Behavior Analysis (13.1013)	<11	-	-	-	-	
Autism Spectrum Disorders (13.1013)	<11	-	-	-	-	
Preparing for the Professoriate (13.9999)	<11	-	-	-	-	
<b>ENGINEERING TECHNOLOGY</b>						
Project Management (15.1501)	53	26%	\$52,169	-	-	
<b>ENGLISH LANGUAGE &amp; LITERATURE</b>						
Technical Writing & Public Rhetoric (23.1303)	<11	-	-	-	-	
<b>ETHNIC &amp; CULTURAL STUDIES</b>						
African & African American Studies (05.0201)	<11	-	-	-	-	
<b>LEGAL PROFESSIONS &amp; STUDIES</b>						
Business Law (22.0101)	<11	-	-	-	-	
Criminal Law (22.0101)	<11	-	-	-	-	
<b>MULTI/INTERDISCIPLINARY STUDIES</b>						
Sustainability (30.3301)	<11	-	-	-	-	
<b>SOCIAL SCIENCES</b>						
Geospatial Technologies (45.0702)	<11	-	-	-	-	
<b>VISUAL &amp; PERFORMING ARTS</b>						
Advanced Performance (50.0903)	<11	-	-	-	-	

Full-Time Employment requires Arkansas wages reported in all four quarters of the first year after graduation and total wages of at least minimum wage at 1,560 hours annual. Graduates still enrolled are excluded from Full-Time calculations.

# University of Arkansas Fayetteville - 2020 Economic Security Report

Master's Degrees	2017 and 2018		2018 and 2019 First Year Employment Reported in Arkansas			
	Graduates	% Employed	Average	% Full-Time	Full-Time Avg.	
ALL AREAS OF STUDY	2,306	48%	\$45,644	29%	\$51,483	
<b>AGRICULTURE</b>						
Agricultural Economics (01.0103)	37	43%	\$29,852	15%	\$50,035	
Animal Science (01.0901)	18	72%	\$35,999	25%	\$81,089	
Crop, Soil, & Environmental Sciences (01.1102)	27	44%	\$33,998	33%	\$43,209	
Food Safety (01.0301)	12	33%	\$44,642	-	-	
Food Science (01.1001)	18	56%	\$27,823	-	-	
Horticulture (01.1103)	<11	-	-	-	-	
Poultry Science (01.0907)	14	43%	\$34,932	-	-	
<b>BIOLOGICAL &amp; BIOMEDICAL SCIENCES</b>						
Biology (26.0101)	<11	-	-	-	-	
Cell & Molecular Biology (26.0406)	20	-	-	-	-	
Entomology (26.0702)	<11	-	-	-	-	
Plant Pathology (26.0305)	<11	-	-	-	-	
<b>BUSINESS, MANAGEMENT &amp; MARKETING</b>						
Accounting (52.0301)	123	48%	\$38,234	34%	\$48,299	
Business Administration (52.0201)	251	73%	\$81,887	18%	\$71,882	
Information Systems (52.1301)	63	60%	\$75,512	47%	\$85,890	
<b>COMMUNICATION &amp; JOURNALISM</b>						
Communication (09.0101)	23	57%	\$20,186	18%	\$36,877	
Journalism (09.0401)	21	62%	\$32,591	44%	\$37,986	
<b>COMPUTER &amp; INFORMATION SCIENCES</b>						
Computer Science (11.0101)	22	59%	\$62,643	42%	\$75,995	
<b>EDUCATION</b>						
Adult & Lifelong Learning (13.0403)	<11	-	-	-	-	
Agricultural & Extension Education (13.1301)	17	59%	\$34,705	25%	\$50,179	
Career & Technical Education (13.1205)	<11	-	-	-	-	
Counseling (13.1101)	43	77%	\$32,273	64%	\$36,849	

Full-Time Employment requires Arkansas wages reported in all four quarters of the first year after graduation and total wages of at least minimum wage at 1,560 hours annual. Graduates still enrolled are excluded from Full-Time calculations.

# University of Arkansas Fayetteville - 2020 Economic Security Report

Master's Degrees	2017 and 2018	2018 and 2019 First Year Employment Reported in Arkansas			
	Graduates	% Employed	Average	% Full-Time	Full-Time Avg.
Curriculum & Instruction (13.0301)	<11	-	-	-	-
Educational Leadership (13.0401)	31	65%	\$54,174	62%	\$55,079
Educational Statistics & Research Methods (13.0699)	<11	-	-	-	-
Educational Technology (13.0501)	25	44%	\$33,663	25%	\$50,365
Elementary Education (13.1202)	105	67%	\$43,191	63%	\$46,022
Higher Education (13.0406)	43	63%	\$29,599	44%	\$37,202
Human Resources & Workforce Development Education (13.1201)	28	68%	\$50,589	67%	\$53,066
Physical Education (13.1314)	28	39%	\$35,733	19%	\$40,961
Secondary Mathematics (13.1311)	<11	-	-	-	-
Special Education (13.1001)	22	77%	\$37,517	60%	\$45,253
Teacher Education (13.1205)	65	71%	\$37,105	56%	\$41,715
Teaching English to Speakers of Other Languages (TESOL) (13.1401)	<11	-	-	-	-
<b>ENGINEERING</b>					
Biological Engineering (14.0301)	12	50%	\$17,407	-	-
Biomedical Engineering (14.0301)	12	33%	\$156,965	-	-
Chemical Engineering (14.0701)	<11	-	-	-	-
Civil Engineering (14.0801)	22	45%	\$54,791	38%	\$77,589
Computer Engineering (14.0901)	11	-	-	-	-
Electrical Engineering (14.1001)	47	15%	\$58,132	-	-
Engineering (14.0101)	63	5%	\$24,091	-	-
Engineering Management (14.0101)	<11	-	-	-	-
Industrial Engineering (14.3501)	20	40%	\$51,027	28%	\$66,683
Mechanical Engineering (14.1901)	14	29%	\$42,978	-	-
<b>ENGINEERING TECHNOLOGY</b>					
Operations Management (15.1501)	376	19%	\$54,948	11%	\$67,828
<b>ENGLISH LANGUAGE &amp; LITERATURE</b>					
Creative Writing (23.1302)	20	60%	\$19,527	37%	\$30,354
English (23.0101)	26	65%	\$23,916	39%	\$29,969

Full-Time Employment requires Arkansas wages reported in all four quarters of the first year after graduation and total wages of at least minimum wage at 1,560 hours annual. Graduates still enrolled are excluded from Full-Time calculations.

# University of Arkansas Fayetteville - 2020 Economic Security Report

Master's Degrees	2017 and 2018	2018 and 2019 First Year Employment Reported in Arkansas			
	Graduates	% Employed	Average	% Full-Time	Full-Time Avg.
<b>FAMILY &amp; CONSUMER SCIENCES</b>					
Human Environmental Sciences (19.0101)	22	68%	\$36,880	32%	\$45,584
<b>FOREIGN LANGUAGES &amp; LINGUISTICS</b>					
Comparative Literature & Cultural Studies (16.0104)	<11	-	-	-	-
Modern Language (16.9999)	<11	-	-	-	-
Spanish (16.0905)	16	56%	\$17,145	29%	\$29,091
<b>HEALTH PROFESSIONS</b>					
Athletic Training (51.0913)	35	9%	\$14,208	-	-
Communication Disorders (51.0204)	41	80%	\$43,239	59%	\$52,597
Community Health Promotion (51.2207)	13	77%	\$27,589	50%	\$37,398
Nursing (51.3801)	11	82%	\$46,248	64%	\$52,664
Rehabilitation (51.2310)	17	82%	\$30,965	47%	\$38,243
<b>HISTORY</b>					
History (54.0101)	<11	-	-	-	-
<b>LEGAL PROFESSIONS &amp; STUDIES</b>					
Agricultural & Food Law (22.9999)	15	20%	\$46,774	-	-
<b>MATHEMATICS &amp; STATISTICS</b>					
Mathematics (27.0101)	15	33%	\$41,066	38%	\$57,745
Statistics & Analytics (27.0501)	15	33%	\$47,735	-	-
<b>PARKS, RECREATION, LEISURE &amp; FITNESS</b>					
Kinesiology (31.0505)	25	48%	\$18,339	17%	\$33,181
Recreation & Sport Management (31.0301)	45	44%	\$22,874	32%	\$33,227
<b>PHILOSOPHY &amp; RELIGIOUS STUDIES</b>					
Philosophy (38.0101)	<11	-	-	-	-
<b>PHYSICAL SCIENCES</b>					
Chemistry (40.0501)	<11	-	-	-	-
Geology (40.0601)	20	25%	\$29,800	19%	\$35,538
Microelectronics (40.1002)	15	47%	\$30,181	38%	\$43,265

Full-Time Employment requires Arkansas wages reported in all four quarters of the first year after graduation and total wages of at least minimum wage at 1,560 hours annual. Graduates still enrolled are excluded from Full-Time calculations.

# University of Arkansas Fayetteville - 2020 Economic Security Report

Master's Degrees	2017 and 2018		2018 and 2019 First Year Employment Reported in Arkansas			
	Graduates	% Employed	Average	% Full-Time	Full-Time Avg.	
Physics (40.0801)	<11	-	-	-	-	
Space & Planetary Sciences (40.0203)	<11	-	-	-	-	
<b>PSYCHOLOGY</b>						
Psychology (42.0101)	<11	-	-	-	-	
<b>PUBLIC ADMIN. &amp; SOCIAL SERVICE</b>						
Public Administration & Nonprofit Studies (44.0401)	13	54%	\$20,396	-	-	
Social Work (44.0701)	68	78%	\$37,530	57%	\$43,585	
<b>SOCIAL SCIENCES</b>						
Anthropology (45.0201)	14	57%	\$19,420	-	-	
Economics (45.0601)	<11	-	-	-	-	
Geography (45.0701)	<11	-	-	-	-	
Geography (45.0701)	11	55%	\$40,125	40%	\$43,854	
Political Science (45.1001)	<11	-	-	-	-	
Sociology (45.1101)	16	63%	\$10,423	-	-	
<b>VISUAL &amp; PERFORMING ARTS</b>						
Art (50.0701)	13	54%	\$19,319	31%	\$28,700	
Music (50.0903)	34	44%	\$15,466	21%	\$34,000	
Theatre (50.0501)	<11	-	-	-	-	

Full-Time Employment requires Arkansas wages reported in all four quarters of the first year after graduation and total wages of at least minimum wage at 1,560 hours annual. Graduates still enrolled are excluded from Full-Time calculations.

# University of Arkansas Fayetteville - 2020 Economic Security Report

Post-Master's Degree Certificates	2017 and 2018		2018 and 2019 First Year Employment Reported in Arkansas			
	Graduates	% Employed	Average	% Full-Time	Full-Time Avg.	
ALL AREAS OF STUDY	23	74%	\$67,194	81%	\$72,307	
<b>EDUCATION</b>						
Arkansas Curriculum / Program Administrator (13.0404)	<11	-	-	-	-	
Building-Level Administration K-12 (13.0404)	<11	-	-	-	-	
Curriculum & Instruction (13.0301)	<11	-	-	-	-	
District-Level Administration (13.0404)	<11	-	-	-	-	
Educational Leadership (13.0401)	<11	-	-	-	-	
Educational Program Evaluation (13.0601)	<11	-	-	-	-	
Educational Statistics & Research Methods (13.0603)	<11	-	-	-	-	

Full-Time Employment requires Arkansas wages reported in all four quarters of the first year after graduation and total wages of at least minimum wage at 1,560 hours annual. Graduates still enrolled are excluded from Full-Time calculations.



# University of Arkansas Fayetteville - 2020 Economic Security Report

Doctor's Degrees - Research/Scholarship	2017 and 2018		2018 and 2019 First Year Employment Reported in Arkansas			
	Graduates	% Employed	Average	% Full-Time	Full-Time Avg.	
ALL AREAS OF STUDY	372	37%	\$48,401	18%	\$71,944	
<b>AGRICULTURE</b>						
Animal Science (01.0901)	<11	-	-	-	-	
Crop, Soil, & Environmental Sciences (01.1102)	<11	-	-	-	-	
Food Science (01.1001)	<11	-	-	-	-	
Poultry Science (01.0907)	<11	-	-	-	-	
<b>BIOLOGICAL &amp; BIOMEDICAL SCIENCES</b>						
Biology (26.0101)	<11	-	-	-	-	
Cell & Molecular Biology (26.0406)	19	37%	\$35,345	21%	\$56,330	
<b>BUSINESS, MANAGEMENT &amp; MARKETING</b>						
Business Administration (52.0201)	20	-	-	-	-	
<b>EDUCATION</b>						
Adult & Lifelong Learning (13.0403)	<11	-	-	-	-	
Adult Education (13.1201)	<11	-	-	-	-	
Counselor Education (13.1101)	<11	-	-	-	-	
Counselor Education & Supervision (13.1101)	<11	-	-	-	-	
Curriculum & Instruction (13.0301)	11	45%	\$59,355	27%	\$79,382	
Education Policy (13.0901)	<11	-	-	-	-	
Educational Leadership (13.0401)	16	25%	\$121,534	25%	\$121,534	
Educational Statistics & Research Methods (13.0603)	<11	-	-	-	-	
Higher Education (13.0406)	11	64%	\$67,230	40%	\$78,526	
Human Resources & Workforce Development Education (13.1201)	<11	-	-	-	-	
<b>ENGINEERING</b>						
Engineering (14.0101)	73	36%	\$51,904	18%	\$76,857	
<b>ENGLISH LANGUAGE &amp; LITERATURE</b>						
English (23.0101)	18	39%	\$16,025	-	-	
<b>FOREIGN LANGUAGES &amp; LINGUISTICS</b>						
Comparative Literature & Cultural Studies (16.0104)	<11	-	-	-	-	

Full-Time Employment requires Arkansas wages reported in all four quarters of the first year after graduation and total wages of at least minimum wage at 1,560 hours annual. Graduates still enrolled are excluded from Full-Time calculations.

# University of Arkansas Fayetteville - 2020 Economic Security Report

Doctor's Degrees - Research/Scholarship	2017 and 2018	2018 and 2019 First Year Employment Reported in Arkansas			
	Graduates	% Employed	Average	% Full-Time	Full-Time Avg.
<b>HEALTH PROFESSIONS</b>					
Community Health Promotion (51.2207)	<11	-	-	-	-
Health, Sport, and Exercise (51.0001)	<11	-	-	-	-
Rehabilitation (51.2310)	<11	-	-	-	-
<b>HISTORY</b>					
History (54.0101)	13	69%	\$57,305	46%	\$71,585
<b>MATHEMATICS &amp; STATISTICS</b>					
Mathematics (27.0101)	<11	-	-	-	-
<b>PARKS, RECREATION, LEISURE &amp; FITNESS</b>					
Kinesiology (31.0505)	<11	-	-	-	-
Recreation & Sport Management (31.0301)	<11	-	-	-	-
<b>PHILOSOPHY &amp; RELIGIOUS STUDIES</b>					
Philosophy (38.0101)	<11	-	-	-	-
<b>PHYSICAL SCIENCES</b>					
Chemistry (40.0501)	21	52%	\$25,233	-	-
Environmental Dynamics (40.0699)	11	36%	\$39,521	-	-
Geosciences (40.0601)	<11	-	-	-	-
Microelectronics-Photonics (40.1002)	11	55%	\$31,283	-	-
Physics (40.0801)	<11	-	-	-	-
Space & Planetary Sciences (40.0203)	<11	-	-	-	-
<b>PSYCHOLOGY</b>					
Psychology (42.0101)	15	-	-	-	-
<b>PUBLIC ADMIN. &amp; SOCIAL SERVICE</b>					
Public Policy (44.0501)	11	82%	\$56,880	40%	\$70,223
<b>SOCIAL SCIENCES</b>					
Anthropology (45.0201)	<11	-	-	-	-
Economics (45.0601)	<11	-	-	-	-

Full-Time Employment requires Arkansas wages reported in all four quarters of the first year after graduation and total wages of at least minimum wage at 1,560 hours annual. Graduates still enrolled are excluded from Full-Time calculations.



# University of Arkansas Fayetteville - 2020 Economic Security Report

Doctor's Degrees - Professional Practice	2017 and 2018		2018 and 2019 First Year Employment Reported in Arkansas			
	Graduates	% Employed	Average	% Full-Time	Full-Time Avg.	
ALL AREAS OF STUDY	263	57%	\$40,527	34%	\$58,253	
<b>HEALTH PROFESSIONS</b>						
Nursing Practice (51.3818)	30	67%	\$83,332	53%	\$101,648	
<b>LEGAL PROFESSIONS &amp; STUDIES</b>						
Law (22.0101)	233	56%	\$33,992	31%	\$48,473	

Full-Time Employment requires Arkansas wages reported in all four quarters of the first year after graduation and total wages of at least minimum wage at 1,560 hours annual. Graduates still enrolled are excluded from Full-Time calculations.

# University of Arkansas - Fort Smith - 2020 Economic Security Report

Certificates of Proficiency	2017 and 2018		2018 and 2019 First Year Employment Reported in Arkansas			
	Graduates	% Employed	Average	% Full-Time	Full-Time Avg.	
ALL AREAS OF STUDY	615	80%	\$19,397	33%	\$25,432	
<b>BUSINESS, MANAGEMENT &amp; MARKETING</b>						
Community Leadership (52.0213)	56	75%	\$21,601	-	-	
Medical Office Professional (52.0402)	15	67%	\$15,395	-	-	
Office Management (52.0402)	12	83%	\$17,211	-	-	
Office Management Technology-Human Resources (52.0402)	<11	-	-	-	-	
Professional Sales (52.1804)	<11	-	-	-	-	
Workforce Leadership (52.0201)	24	96%	\$34,304	-	-	
<b>COMPUTER &amp; INFORMATION SCIENCES</b>						
Computer Graphic Technology (11.0803)	59	76%	\$13,482	-	-	
Data Analytics (11.0101)	<11	-	-	-	-	
<b>EDUCATION</b>						
Early Childhood Education (13.1210)	43	84%	\$10,651	25%	\$20,442	
Teaching English as a Second Language (13.1401)	19	79%	\$20,358	-	-	
<b>ENGINEERING TECHNOLOGY</b>						
Computer Graphic Technology (15.1302)	19	74%	\$17,385	-	-	
Robotics (15.0405)	12	100%	\$14,489	-	-	
<b>MECHANIC &amp; REPAIR TECHNOLOGIES</b>						
Automotive Drivability Specialist (47.0604)	18	94%	\$20,133	-	-	
Automotive Drive Train Specialist (47.0604)	33	88%	\$17,184	-	-	
Automotive Undercar Specialist (47.0604)	45	82%	\$15,298	-	-	
Industrial Electronics & Electrical Maintenance (47.0105)	19	79%	\$8,327	-	-	
Robotics (47.0105)	17	88%	\$33,019	-	-	
Sustainable Energy Technologies (47.0101)	<11	-	-	-	-	
<b>PRECISION PRODUCTION</b>						
ARC Welding (48.0508)	66	77%	\$20,435	35%	\$28,172	
MIG Welding (48.0508)	65	83%	\$23,283	46%	\$23,591	
TIG Welding (48.0508)	55	78%	\$19,970	28%	\$21,206	

Full-Time Employment requires Arkansas wages reported in all four quarters of the first year after graduation and total wages of at least minimum wage at 1,560 hours annual. Graduates still enrolled are excluded from Full-Time calculations.

# University of Arkansas - Fort Smith - 2020 Economic Security Report

Certificates of Proficiency	2017 and 2018	2018 and 2019 First Year Employment Reported in Arkansas			
	Graduates	% Employed	Average	% Full-Time	Full-Time Avg.
Welding: Layout & Fabrication (48.0508)	29	69%	\$24,269	-	-

Technical Certificates	2017 and 2018	2018 and 2019 First Year Employment Reported in Arkansas			
	Graduates	% Employed	Average	% Full-Time	Full-Time Avg.
ALL AREAS OF STUDY	224	83%	\$22,028	40%	\$27,794
<b>BUSINESS, MANAGEMENT &amp; MARKETING</b>					
Medical Office Professional (52.0402)	12	75%	\$15,016	-	-
Office Management (52.0402)	<11	-	-	-	-
Workforce Leadership (52.0201)	11	100%	\$48,306	-	-
<b>COMPUTER &amp; INFORMATION SCIENCES</b>					
Computer Graphic Technology (11.0803)	44	75%	\$15,218	-	-
<b>EDUCATION</b>					
Certificate for 7-12 Coaching Endorsement (13.1314)	<11	-	-	-	-
Early Childhood Education (13.1210)	16	81%	\$9,785	-	-
<b>ENGINEERING TECHNOLOGY</b>					
Computer Graphic Technology (15.1302)	17	82%	\$18,783	-	-
<b>HEALTH PROFESSIONS</b>					
Practical Nursing (PN) (51.3901)	<11	-	-	-	-
<b>MECHANIC &amp; REPAIR TECHNOLOGIES</b>					
Automotive Technology (47.0604)	31	87%	\$16,723	40%	\$23,872
Diesel Technology (47.0605)	<11	-	-	-	-
Industrial Electronics & Electrical Maintenance (47.0105)	34	85%	\$29,548	-	-
<b>PRECISION PRODUCTION</b>					
Welding (48.0508)	36	75%	\$26,604	64%	\$31,179

Full-Time Employment requires Arkansas wages reported in all four quarters of the first year after graduation and total wages of at least minimum wage at 1,560 hours annual. Graduates still enrolled are excluded from Full-Time calculations.

# University of Arkansas - Fort Smith - 2020 Economic Security Report

Associate Degrees	2017 and 2018		2018 and 2019 First Year Employment Reported in Arkansas			
	Graduates	% Employed	Average	% Full-Time	Full-Time Avg.	
ALL AREAS OF STUDY	526	81%	\$23,335	54%	\$33,720	
<b>BUSINESS, MANAGEMENT &amp; MARKETING</b>						
Office Management Technology (52.0402)	19	79%	\$16,791	60%	\$20,316	
Workforce Leadership (52.0201)	<11	-	-	-	-	
<b>COMPUTER &amp; INFORMATION SCIENCES</b>						
Computer Graphic Technology (11.0803)	37	76%	\$14,537	35%	\$28,331	
Information Technology (11.0101)	<11	-	-	-	-	
<b>EDUCATION</b>						
Early Childhood Education (13.1210)	<11	-	-	-	-	
<b>ENGINEERING</b>						
Engineering (14.0102)	29	83%	\$22,714	50%	\$32,386	
<b>ENGINEERING TECHNOLOGY</b>						
Computer Graphic Technology (15.1302)	17	65%	\$20,368	67%	\$29,625	
<b>HEALTH PROFESSIONS</b>						
Radiography (51.0911)	35	100%	\$21,601	-	-	
Surgical Technology (51.0909)	31	90%	\$27,187	77%	\$28,793	
<b>LAW ENFORCEMENT &amp; PROTECTIVE SERV.</b>						
Criminal Justice (43.0103)	20	70%	\$19,675	75%	\$22,257	
<b>LEGAL PROFESSIONS &amp; STUDIES</b>						
Legal Studies (22.0302)	<11	-	-	-	-	
<b>LIBERAL ARTS &amp; SCI., GEN. STUDIES</b>						
General Education (24.0101)	29	83%	\$14,130	-	-	
General Studies (24.0102)	221	78%	\$23,651	50%	\$35,750	
<b>MECHANIC &amp; REPAIR TECHNOLOGIES</b>						
Electronics Technology (47.0101)	<11	-	-	-	-	
Electronics Technology (47.0105)	14	79%	\$41,042	75%	\$53,692	
General Technology (47.0000)	42	76%	\$29,976	60%	\$31,939	

Full-Time Employment requires Arkansas wages reported in all four quarters of the first year after graduation and total wages of at least minimum wage at 1,560 hours annual. Graduates still enrolled are excluded from Full-Time calculations.

# University of Arkansas - Fort Smith - 2020 Economic Security Report

Baccalaureate Degrees	2017 and 2018		2018 and 2019 First Year Employment Reported in Arkansas			
	Graduates	% Employed	Average	% Full-Time	Full-Time Avg.	
ALL AREAS OF STUDY	1,624	79%	\$27,981	51%	\$36,156	
<b>BIOLOGICAL &amp; BIOMEDICAL SCIENCES</b>						
Biology (26.0101)	96	81%	\$19,337	50%	\$26,913	
<b>BUSINESS, MANAGEMENT &amp; MARKETING</b>						
Applied Science (52.0205)	52	69%	\$28,468	43%	\$37,829	
Business Administration (52.0201)	291	78%	\$28,383	55%	\$34,267	
Organizational Leadership (52.0213)	172	66%	\$31,406	47%	\$36,313	
<b>COMMUNICATION &amp; JOURNALISM</b>						
Media Communications (09.0100)	35	77%	\$16,955	32%	\$27,694	
<b>COMMUNICATIONS TECHNOLOGY</b>						
Animation Technology (10.0304)	<11	-	-	-	-	
<b>COMPUTER &amp; INFORMATION SCIENCES</b>						
Animation Technology (11.0803)	15	87%	\$17,659	33%	\$28,340	
Information Technology (11.0101)	79	73%	\$43,366	52%	\$50,810	
<b>EDUCATION</b>						
Biology (13.1322)	<11	-	-	-	-	
Elementary Education K-6 (13.1202)	79	90%	\$30,016	74%	\$33,002	
English (13.1305)	22	86%	\$26,007	63%	\$28,525	
History (13.1328)	22	95%	\$24,693	58%	\$29,430	
Mathematics (13.1311)	<11	-	-	-	-	
Middle Childhood Education 4-8 (13.1203)	31	94%	\$22,687	52%	\$32,455	
Music Education (13.1312)	<11	-	-	-	-	
Spanish K-12 (13.1330)	<11	-	-	-	-	
<b>ENGINEERING TECHNOLOGY</b>						
Electrical Engineering Technology (15.0303)	<11	-	-	-	-	
<b>ENGLISH LANGUAGE &amp; LITERATURE</b>						
English (23.0101)	26	77%	\$19,919	48%	\$26,746	
Rhetoric & Writing (23.1303)	18	67%	\$13,375	25%	\$20,838	

Full-Time Employment requires Arkansas wages reported in all four quarters of the first year after graduation and total wages of at least minimum wage at 1,560 hours annual. Graduates still enrolled are excluded from Full-Time calculations.

# University of Arkansas - Fort Smith - 2020 Economic Security Report

Baccalaureate Degrees	2017 and 2018		2018 and 2019 First Year Employment Reported in Arkansas			
	Graduates	% Employed	Average	% Full-Time	Full-Time Avg.	
<b>FOREIGN LANGUAGES &amp; LINGUISTICS</b>						
Spanish (16.0905)	17	76%	\$18,816	40%	\$25,116	
<b>HEALTH PROFESSIONS</b>						
Dental Hygiene (51.0602)	21	86%	\$32,771	62%	\$39,648	
Imaging Science (51.0911)	23	91%	\$40,867	64%	\$47,359	
Nursing - Traditional & RN-BSN (51.3801)	156	93%	\$48,111	70%	\$52,326	
<b>HISTORY</b>						
History (54.0101)	43	70%	\$17,430	45%	\$24,737	
<b>LAW ENFORCEMENT &amp; PROTECTIVE SERV.</b>						
Criminal Justice (43.0103)	108	77%	\$21,284	48%	\$29,114	
<b>LIBERAL ARTS &amp; SCI., GEN. STUDIES</b>						
General Studies (24.0102)	85	78%	\$18,913	36%	\$27,475	
<b>MATHEMATICS &amp; STATISTICS</b>						
Mathematics (27.0101)	14	93%	\$23,720	58%	\$33,335	
<b>PHYSICAL SCIENCES</b>						
Chemistry (40.0501)	35	69%	\$19,869	46%	\$32,126	
<b>PSYCHOLOGY</b>						
Psychology (42.0101)	81	79%	\$17,134	40%	\$24,964	
<b>PUBLIC ADMIN. &amp; SOCIAL SERVICE</b>						
Social Work (44.0701)	12	75%	\$29,630	67%	\$37,431	
<b>SOCIAL SCIENCES</b>						
Political Science (45.1001)	<11	-	-	-	-	
<b>VISUAL &amp; PERFORMING ARTS</b>						
Graphic Design (50.0409)	22	73%	\$21,697	45%	\$31,770	
Music (50.0901)	11	64%	\$19,344	-	-	
Studio Art (50.0701)	<11	-	-	-	-	
Theatre (50.0501)	13	92%	\$14,822	42%	\$21,356	

Full-Time Employment requires Arkansas wages reported in all four quarters of the first year after graduation and total wages of at least minimum wage at 1,560 hours annual. Graduates still enrolled are excluded from Full-Time calculations.

# University of Arkansas - Fort Smith - 2020 Economic Security Report

Master's Degrees	2017 and 2018		2018 and 2019 First Year Employment Reported in Arkansas			
	Graduates	% Employed	Average	% Full-Time	Full-Time Avg.	
ALL AREAS OF STUDY	<11	-	-	-	-	
<b>HEALTH PROFESSIONS</b>						
Healthcare Administration (51.0701)	<11	-	-	-	-	

Full-Time Employment requires Arkansas wages reported in all four quarters of the first year after graduation and total wages of at least minimum wage at 1,560 hours annual. Graduates still enrolled are excluded from Full-Time calculations.



# University of Arkansas - Pulaski Technical College - 2020 Economic Security Report

Certificates of Proficiency	2017 and 2018		2018 and 2019 First Year Employment Reported in Arkansas			
	Graduates	% Employed	Average	% Full-Time	Full-Time Avg.	
ALL AREAS OF STUDY	731	78%	\$20,046	33%	\$28,761	
<b>BUSINESS, MANAGEMENT &amp; MARKETING</b>						
Accounting Technology (52.0302)	45	69%	\$22,882	60%	\$33,565	
Entrepreneurship (52.0701)	18	61%	\$15,152	-	-	
Food Purchasing (52.0901)	16	100%	\$20,494	-	-	
Hospitality & Tourism (52.0901)	<11	-	-	-	-	
Office Supervision Management (52.0204)	12	67%	\$21,057	-	-	
Office Technology (52.0408)	18	72%	\$20,349	-	-	
Restaurant Operations (52.0901)	<11	-	-	-	-	
<b>COMPUTER &amp; INFORMATION SCIENCES</b>						
Computer Information Systems (11.0101)	44	75%	\$21,762	-	-	
<b>ENGINEERING TECHNOLOGY</b>						
Applied Electronics (15.1202)	<11	-	-	-	-	
Automated Processes (15.0613)	<11	-	-	-	-	
Drafting and Design (15.1301)	21	71%	\$24,263	-	-	
<b>FAMILY &amp; CONSUMER SCIENCES</b>						
Early Childhood Development (19.0706)	27	93%	\$19,793	33%	\$23,028	
<b>HEALTH PROFESSIONS</b>						
Pre-Health Care Studies (51.0000)	139	84%	\$18,189	-	-	
<b>LEGAL PROFESSIONS &amp; STUDIES</b>						
Paralegal Technology (22.0302)	12	58%	\$22,855	-	-	
<b>MECHANIC &amp; REPAIR TECHNOLOGIES</b>						
Alternative Fuels (47.0614)	<11	-	-	-	-	
Auto Body and Frame Alignment (47.0603)	<11	-	-	-	-	
Auto Painting (47.0603)	<11	-	-	-	-	
Damage Analysis & Estimation (47.0603)	<11	-	-	-	-	
Heating, Ventilation, Air Conditioning, and Refrigeration (47.0201)	<11	-	-	-	-	
Power Equipment (47.0606)	14	-	-	-	-	

Full-Time Employment requires Arkansas wages reported in all four quarters of the first year after graduation and total wages of at least minimum wage at 1,560 hours annual. Graduates still enrolled are excluded from Full-Time calculations.



# University of Arkansas - Pulaski Technical College - 2020 Economic Security Report

Certificates of Proficiency	2017 and 2018	2018 and 2019 First Year Employment Reported in Arkansas			
	Graduates	% Employed	Average	% Full-Time	Full-Time Avg.
Power Sports (47.0611)	20	45%	\$14,902	-	-
Tire Center Operator (47.0699)	32	91%	\$24,315	50%	\$31,547
Tractor & Trailer Servicing (47.0613)	12	92%	\$24,565	-	-
<b>PERSONAL &amp; CULINARY SERVICES</b>					
Basic Baking (12.0501)	30	80%	\$14,623	-	-
Basic Food Preparation (12.0503)	61	87%	\$21,585	-	-
Basic Pastry Techniques (12.0501)	23	74%	\$15,773	-	-
Cake Decorating (12.0501)	21	81%	\$14,178	-	-
Wine Studies & Service (12.0599)	<11	-	-	-	-
<b>PRECISION PRODUCTION</b>					
Machine Shop (48.0501)	<11	-	-	-	-
Welding (48.0508)	89	79%	\$19,233	21%	\$22,991
<b>TRANSPORTATION &amp; MATERIALS MOVING</b>					
Tractor & Trailer Operation (49.0205)	17	76%	\$19,537	27%	\$37,465

Full-Time Employment requires Arkansas wages reported in all four quarters of the first year after graduation and total wages of at least minimum wage at 1,560 hours annual. Graduates still enrolled are excluded from Full-Time calculations.

# University of Arkansas - Pulaski Technical College - 2020 Economic Security Report

Technical Certificates	2017 and 2018		2018 and 2019 First Year Employment Reported in Arkansas			
	Graduates	% Employed	Average	% Full-Time	Full-Time Avg.	
ALL AREAS OF STUDY	1,209	80%	\$21,231	48%	\$30,131	
<b>BUSINESS, MANAGEMENT &amp; MARKETING</b>						
Accounting (52.0301)	28	64%	\$27,153	60%	\$28,889	
Entrepreneurship (52.0701)	<11	-	-	-	-	
Hospitality Management (52.0901)	<11	-	-	-	-	
Office Supervision Management (52.0204)	<11	-	-	-	-	
Office Technology (52.0408)	<11	-	-	-	-	
<b>COMMUNICATION &amp; JOURNALISM</b>						
Digital Media Production (09.0702)	15	60%	\$21,165	-	-	
<b>COMPUTER &amp; INFORMATION SCIENCES</b>						
Computer Information Systems (11.0101)	25	60%	\$26,121	-	-	
<b>ENGINEERING TECHNOLOGY</b>						
Applied Electronics (15.1202)	<11	-	-	-	-	
Automated Manufacturing Systems Technology (15.0613)	<11	-	-	-	-	
Drafting & Design Technology (15.1301)	<11	-	-	-	-	
<b>FAMILY &amp; CONSUMER SCIENCES</b>						
Early Childhood Development (19.0706)	11	64%	\$23,334	-	-	
<b>HEALTH PROFESSIONS</b>						
Dental Assisting (51.0601)	41	95%	\$20,177	89%	\$23,869	
Medical Office Technology (51.0710)	31	68%	\$18,062	32%	\$23,300	
Practical Nursing (51.3901)	43	88%	\$28,671	-	-	
Pre-Health Care Studies (51.0000)	165	84%	\$19,559	54%	\$34,737	
<b>LEGAL PROFESSIONS &amp; STUDIES</b>						
Legal Secretarial (22.0301)	<11	-	-	-	-	
Paralegal Technology (22.0302)	<11	-	-	-	-	
<b>LIBERAL ARTS &amp; SCI., GEN. STUDIES</b>						
General Studies (24.0101)	565	83%	\$19,389	38%	\$36,177	

Full-Time Employment requires Arkansas wages reported in all four quarters of the first year after graduation and total wages of at least minimum wage at 1,560 hours annual. Graduates still enrolled are excluded from Full-Time calculations.

# University of Arkansas - Pulaski Technical College - 2020 Economic Security Report

Technical Certificates	2017 and 2018	2018 and 2019 First Year Employment Reported in Arkansas			
	Graduates	% Employed	Average	% Full-Time	Full-Time Avg.
<b>MECHANIC &amp; REPAIR TECHNOLOGIES</b>					
Automotive Service Technology (47.0604)	15	93%	\$31,406	62%	\$22,875
Aviation Maintenance Airframe (47.0607)	40	70%	\$27,616	-	-
Aviation Maintenance Powerplant (47.0608)	35	66%	\$29,261	33%	\$38,271
Collision Repair Technology (47.0603)	11	73%	\$22,454	80%	\$27,139
Diesel Technology (47.0605)	13	77%	\$25,362	40%	\$35,217
Heating, Ventilation, Air Conditioning, & Refrigeration (47.0201)	<11	-	-	-	-
Power Sports and Equipment Technology (47.0606)	<11	-	-	-	-
<b>PERSONAL &amp; CULINARY SERVICES</b>					
Baking & Pastry (12.0501)	24	83%	\$13,291	-	-
Cosmetology (12.0401)	14	86%	\$14,830	50%	\$20,413
Culinary Arts (12.0503)	32	75%	\$26,411	-	-
Nail Technology (12.0410)	14	86%	\$14,950	50%	\$20,413
Wine & Spirits Studies (12.0599)	<11	-	-	-	-
<b>PRECISION PRODUCTION</b>					
Machine Shop (48.0501)	<11	-	-	-	-
Welding Technology (48.0508)	16	88%	\$23,755	50%	\$38,480

Full-Time Employment requires Arkansas wages reported in all four quarters of the first year after graduation and total wages of at least minimum wage at 1,560 hours annual. Graduates still enrolled are excluded from Full-Time calculations.

# University of Arkansas - Pulaski Technical College - 2020 Economic Security Report

Associate Degrees	2017 and 2018		2018 and 2019 First Year Employment Reported in Arkansas			
	Graduates	% Employed	Average	% Full-Time	Full-Time Avg.	
ALL AREAS OF STUDY	1,685	80%	\$21,597	49%	\$33,516	
<b>BUSINESS, MANAGEMENT &amp; MARKETING</b>						
Business (52.0101)	114	85%	\$26,236	47%	\$38,844	
Business (52.0201)	55	75%	\$30,656	62%	\$36,154	
Hospitality Management (52.0901)	12	75%	\$33,818	64%	\$40,030	
<b>COMMUNICATION &amp; JOURNALISM</b>						
Digital Media Production (09.0702)	26	73%	\$14,989	38%	\$29,607	
<b>COMPUTER &amp; INFORMATION SCIENCES</b>						
Computer Information Systems (11.0101)	40	88%	\$29,907	53%	\$42,477	
<b>EDUCATION</b>						
Education (13.1206)	42	71%	\$14,150	-	-	
<b>ENGINEERING TECHNOLOGY</b>						
Applied Electronics Technology (15.1202)	<11	-	-	-	-	
Automated Manufacturing Systems Technology (15.0613)	<11	-	-	-	-	
Construction Management Technology (15.1001)	<11	-	-	-	-	
Drafting & Design Technology (15.1301)	11	91%	\$22,787	100%	\$26,849	
Industrial Technology (15.0612)	<11	-	-	-	-	
Technology & Engineering (15.0000)	11	73%	\$15,325	-	-	
<b>FAMILY &amp; CONSUMER SCIENCES</b>						
Early Childhood Development (19.0706)	25	84%	\$21,264	62%	\$27,447	
<b>HEALTH PROFESSIONS</b>						
Allied Health (51.0000)	31	90%	\$24,626	57%	\$34,144	
Occupational Therapy Assistant (51.0803)	33	82%	\$24,119	47%	\$36,303	
Respiratory Therapy (51.0908)	16	100%	\$39,628	80%	\$41,968	
<b>LEGAL PROFESSIONS &amp; STUDIES</b>						
Paralegal Technology (22.0302)	13	77%	\$21,215	33%	\$22,766	
<b>LIBERAL ARTS &amp; SCI., GEN. STUDIES</b>						
General Education (24.0101)	377	78%	\$20,209	43%	\$31,663	

Full-Time Employment requires Arkansas wages reported in all four quarters of the first year after graduation and total wages of at least minimum wage at 1,560 hours annual. Graduates still enrolled are excluded from Full-Time calculations.

# University of Arkansas - Pulaski Technical College - 2020 Economic Security Report

Associate Degrees	2017 and 2018	2018 and 2019 First Year Employment Reported in Arkansas			
	Graduates	% Employed	Average	% Full-Time	Full-Time Avg.
General Studies (24.0102)	67	84%	\$25,047	59%	\$40,126
Liberal Arts & Sciences (24.0101)	679	82%	\$19,091	46%	\$29,686
<b>MECHANIC &amp; REPAIR TECHNOLOGIES</b>					
Aviation Maintenance (47.0608)	21	62%	\$37,414	42%	\$50,295
Heating, Ventilation, Air Conditioning, & Refrigeration (47.0201)	<11	-	-	-	-
<b>MILITARY TECHNOLOGY</b>					
Military Technologies (29.9999)	<11	-	-	-	-
<b>MULTI/INTERDISCIPLINARY STUDIES</b>					
General Technology (30.9999)	20	65%	\$32,277	47%	\$46,417
<b>PERSONAL &amp; CULINARY SERVICES</b>					
Baking & Pastry Arts (12.0501)	21	81%	\$14,187	38%	\$24,203
Culinary Arts (12.0503)	47	79%	\$19,043	59%	\$25,947

Advanced Certificates	2017 and 2018	2018 and 2019 First Year Employment Reported in Arkansas			
	Graduates	% Employed	Average	% Full-Time	Full-Time Avg.
ALL AREAS OF STUDY	<11	-	-	-	-
<b>BUSINESS, MANAGEMENT &amp; MARKETING</b>					
Computer Information Systems (52.1201)	<11	-	-	-	-

Full-Time Employment requires Arkansas wages reported in all four quarters of the first year after graduation and total wages of at least minimum wage at 1,560 hours annual. Graduates still enrolled are excluded from Full-Time calculations.

# University of Arkansas - Rich Mountain - 2020 Economic Security Report

Certificates of Proficiency	2017 and 2018	2018 and 2019 First Year Employment Reported in Arkansas			
	Graduates	% Employed	Average	% Full-Time	Full-Time Avg.
ALL AREAS OF STUDY	237	79%	\$13,240	22%	\$26,763
<b>BUSINESS, MANAGEMENT &amp; MARKETING</b>					
Computer Programming (52.1201)	<11	-	-	-	-
Computer Systems Technology (52.1201)	<11	-	-	-	-
Web Design (52.1201)	<11	-	-	-	-
<b>FAMILY &amp; CONSUMER SCIENCES</b>					
Early Childhood Development (19.0706)	<11	-	-	-	-
<b>HEALTH PROFESSIONS</b>					
Emergency Medical Technician (51.0904)	<11	-	-	-	-
Health Information Billing & Coding (51.0707)	29	83%	\$15,964	-	-
Nursing Assistant (51.3902)	79	86%	\$11,573	17%	\$19,554
<b>PERSONAL &amp; CULINARY SERVICES</b>					
Cosmetology Instructor (12.0413)	<11	-	-	-	-
Culinary Arts (12.0500)	<11	-	-	-	-
Manicuring and Nail Technology (12.0410)	<11	-	-	-	-
<b>PRECISION PRODUCTION</b>					
Inert Gas Welding (48.0508)	<11	-	-	-	-
Machine Tool Technology (48.0507)	30	77%	\$15,308	-	-
Welding (48.0508)	39	77%	\$12,555	20%	\$39,339

Full-Time Employment requires Arkansas wages reported in all four quarters of the first year after graduation and total wages of at least minimum wage at 1,560 hours annual. Graduates still enrolled are excluded from Full-Time calculations.

# University of Arkansas - Rich Mountain - 2020 Economic Security Report

Technical Certificates	2017 and 2018		2018 and 2019 First Year Employment Reported in Arkansas			
	Graduates	% Employed	Average	% Full-Time	Full-Time Avg.	
ALL AREAS OF STUDY	148	71%	\$20,006	20%	\$27,304	
<b>BUSINESS, MANAGEMENT &amp; MARKETING</b>						
Computer Systems Technology (52.1201)	<11	-	-	-	-	
Office Technology (52.0401)	<11	-	-	-	-	
<b>ENGINEERING TECHNOLOGY</b>						
Industrial Maintenance Multi-Craft (15.0612)	<11	-	-	-	-	
<b>HEALTH PROFESSIONS</b>						
Health Information Billing & Coding (51.0707)	19	68%	\$23,818	-	-	
Practical Nursing (51.3901)	50	92%	\$23,333	-	-	
<b>PERSONAL &amp; CULINARY SERVICES</b>						
Cosmetology (12.0401)	35	40%	\$9,837	9%	\$27,081	
Culinary Arts (12.0500)	<11	-	-	-	-	
<b>PRECISION PRODUCTION</b>						
Machine Shop (48.0503)	16	81%	\$19,960	50%	\$26,940	
Welding (48.0508)	14	71%	\$11,317	-	-	

Full-Time Employment requires Arkansas wages reported in all four quarters of the first year after graduation and total wages of at least minimum wage at 1,560 hours annual. Graduates still enrolled are excluded from Full-Time calculations.

# University of Arkansas - Rich Mountain - 2020 Economic Security Report

Associate Degrees	2017 and 2018		2018 and 2019 First Year Employment Reported in Arkansas			
	Graduates	% Employed	Average	% Full-Time	Full-Time Avg.	
ALL AREAS OF STUDY	195	78%	\$21,365	61%	\$37,321	
<b>BUSINESS, MANAGEMENT &amp; MARKETING</b>						
Business & Information Technology (52.1206)	21	57%	\$19,013	50%	\$32,061	
<b>ENGINEERING TECHNOLOGY</b>						
Advanced Manufacturing (15.0613)	<11	-	-	-	-	
<b>HEALTH PROFESSIONS</b>						
Health Information Billing & Coding (51.0707)	<11	-	-	-	-	
Nursing (LPN/LPNT TO RN) (51.3801)	32	91%	\$45,000	81%	\$49,314	
<b>LIBERAL ARTS &amp; SCI., GEN. STUDIES</b>						
General Education (24.0101)	29	83%	\$9,228	-	-	
General Studies (24.0102)	61	72%	\$16,734	45%	\$23,493	
<b>MULTI/INTERDISCIPLINARY STUDIES</b>						
General Technology (30.9999)	37	84%	\$16,420	44%	\$22,864	

Full-Time Employment requires Arkansas wages reported in all four quarters of the first year after graduation and total wages of at least minimum wage at 1,560 hours annual. Graduates still enrolled are excluded from Full-Time calculations.



# University of Arkansas at Little Rock - 2020 Economic Security Report

Certificates of Proficiency	2017 and 2018	2018 and 2019 First Year Employment Reported in Arkansas			
	Graduates	% Employed	Average	% Full-Time	Full-Time Avg.
ALL AREAS OF STUDY	19	53%	\$43,279	-	-
<b>BUSINESS, MANAGEMENT &amp; MARKETING</b>					
Certificate in Accounting (52.0301)	<11	-	-	-	-
Professional Sales (52.1401)	<11	-	-	-	-
<b>COMPUTER &amp; INFORMATION SCIENCES</b>					
User Experience Design & Web/Mobile Development (11.0401)	<11	-	-	-	-
<b>FOREIGN LANGUAGES &amp; LINGUISTICS</b>					
Workplace Spanish (16.0905)	<11	-	-	-	-
<b>LAW ENFORCEMENT &amp; PROTECTIVE SERV.</b>					
Crime Scene Investigation (43.0106)	<11	-	-	-	-

Associate Degrees	2017 and 2018	2018 and 2019 First Year Employment Reported in Arkansas			
	Graduates	% Employed	Average	% Full-Time	Full-Time Avg.
ALL AREAS OF STUDY	611	85%	\$32,635	57%	\$44,659
<b>COMPUTER &amp; INFORMATION SCIENCES</b>					
Computer Programming (11.0201)	<11	-	-	-	-
<b>ENGINEERING TECHNOLOGY</b>					
Construction Science (15.1001)	<11	-	-	-	-
Electronics & Computer Engineering Technology (15.0303)	17	65%	\$26,727	-	-
Mechanical Engineering Technology (15.0805)	30	87%	\$35,213	-	-
<b>FOREIGN LANGUAGES &amp; LINGUISTICS</b>					
American Sign Language Studies (16.1603)	27	56%	\$11,999	-	-
<b>HEALTH PROFESSIONS</b>					
Nursing (51.3801)	298	89%	\$43,362	68%	\$49,951
<b>LAW ENFORCEMENT &amp; PROTECTIVE SERV.</b>					
Law Enforcement (43.0107)	48	88%	\$24,419	-	-
<b>LIBERAL ARTS &amp; SCI., GEN. STUDIES</b>					
General Education (24.0102)	187	84%	\$18,997	47%	\$35,340

Full-Time Employment requires Arkansas wages reported in all four quarters of the first year after graduation and total wages of at least minimum wage at 1,560 hours annual. Graduates still enrolled are excluded from Full-Time calculations.

# University of Arkansas at Little Rock - 2020 Economic Security Report

Baccalaureate Degrees	2017 and 2018		2018 and 2019 First Year Employment Reported in Arkansas			
	Graduates	% Employed	Average	% Full-Time	Full-Time Avg.	
ALL AREAS OF STUDY	2,732	77%	\$31,004	47%	\$41,730	
<b>BIOLOGICAL &amp; BIOMEDICAL SCIENCES</b>						
Biology (26.0101)	128	72%	\$19,177	45%	\$26,024	
<b>BUSINESS, MANAGEMENT &amp; MARKETING</b>						
Accounting (52.0301)	89	90%	\$38,564	50%	\$47,804	
Business Analytics (52.1301)	<11	-	-	-	-	
Business Information Systems (52.0301)	40	65%	\$30,719	26%	\$39,563	
Economics (52.0601)	16	56%	\$29,280	31%	\$27,277	
Finance (52.0801)	78	68%	\$28,012	35%	\$39,410	
International Business (52.1101)	<11	-	-	-	-	
Management (52.0201)	148	80%	\$33,167	52%	\$41,975	
Marketing (52.1401)	47	70%	\$21,765	30%	\$29,797	
<b>COMMUNICATION &amp; JOURNALISM</b>						
Applied Communication Studies (09.0101)	59	75%	\$23,684	39%	\$32,812	
Mass Communication (09.0401)	84	79%	\$19,167	41%	\$27,018	
<b>COMPUTER &amp; INFORMATION SCIENCES</b>						
Computer Science (11.0101)	52	75%	\$34,285	53%	\$45,397	
E-Commerce (11.0401)	<11	-	-	-	-	
Information Science (11.0401)	37	78%	\$31,244	60%	\$36,682	
Web Design & Development (11.0801)	<11	-	-	-	-	
<b>EDUCATION</b>						
Early Childhood Education (13.1210)	42	90%	\$31,378	72%	\$35,385	
Elementary Education (13.1202)	26	96%	\$27,761	71%	\$33,565	
Middle Level Education (13.1203)	<11	-	-	-	-	
Special Education (13.1001)	<11	-	-	-	-	
<b>ENGINEERING</b>						
Architectural & Construction Engineering (14.3301)	<11	-	-	-	-	
Civil & Construction Engineering (14.3301)	25	72%	\$52,725	68%	\$54,031	

Full-Time Employment requires Arkansas wages reported in all four quarters of the first year after graduation and total wages of at least minimum wage at 1,560 hours annual. Graduates still enrolled are excluded from Full-Time calculations.

# University of Arkansas at Little Rock - 2020 Economic Security Report

Baccalaureate Degrees	2017 and 2018	2018 and 2019 First Year Employment Reported in Arkansas			
	Graduates	% Employed	Average	% Full-Time	Full-Time Avg.
Electrical and Computer Systems Engineering (14.4201)	<11	-	-	-	-
Mechanical Systems Engineering (14.1901)	<11	-	-	-	-
Systems Engineering (14.2701)	52	69%	\$40,781	56%	\$45,956
<b>ENGINEERING TECHNOLOGY</b>					
Construction Management (15.1001)	32	75%	\$47,469	60%	\$50,458
Electronics & Computer Engineering Technology (15.1201)	18	78%	\$36,165	44%	\$56,447
Engineering Technology (Mechanical) (15.0805)	37	92%	\$45,531	71%	\$48,536
<b>ENGLISH LANGUAGE &amp; LITERATURE</b>					
English (23.0101)	68	75%	\$20,551	40%	\$33,936
Professional & Technical Writing (23.1303)	34	65%	\$23,117	36%	\$34,774
<b>FOREIGN LANGUAGES &amp; LINGUISTICS</b>					
Interpretation: American Sign Language/English (16.1603)	17	53%	\$20,545	24%	\$31,381
World Languages (16.0101)	46	65%	\$19,947	34%	\$35,969
<b>HEALTH PROFESSIONS</b>					
Communication Sciences & Disorders (51.0204)	43	70%	\$12,731	33%	\$22,417
Environmental Health Sciences (51.9999)	<11	-	-	-	-
Health Education/Promotion (51.0000)	25	84%	\$22,487	44%	\$28,392
Health, Human Performance & Sport Management (51.2299)	118	81%	\$24,599	46%	\$33,736
K-12 Health and Physical Education (51.0000)	<11	-	-	-	-
Nursing Completion Program (51.3801)	369	87%	\$58,539	57%	\$67,094
<b>HISTORY</b>					
History (54.0101)	40	80%	\$19,963	32%	\$33,929
<b>LAW ENFORCEMENT &amp; PROTECTIVE SERV.</b>					
Criminal Justice (43.0104)	222	77%	\$25,262	46%	\$32,479
<b>LIBERAL ARTS &amp; SCI., GEN. STUDIES</b>					
Interdisciplinary Studies (24.0101)	121	72%	\$28,022	40%	\$39,956
International Studies (24.0103)	<11	-	-	-	-

Full-Time Employment requires Arkansas wages reported in all four quarters of the first year after graduation and total wages of at least minimum wage at 1,560 hours annual. Graduates still enrolled are excluded from Full-Time calculations.

# University of Arkansas at Little Rock - 2020 Economic Security Report

Baccalaureate Degrees	2017 and 2018		2018 and 2019 First Year Employment Reported in Arkansas			
	Graduates	% Employed	Average	% Full-Time	Full-Time Avg.	
<b>MATHEMATICS &amp; STATISTICS</b>						
Mathematics (27.0101)	11	100%	\$27,757	71%	\$37,180	
Mathematics (27.0101)	19	68%	\$25,299	42%	\$34,292	
<b>MULTI/INTERDISCIPLINARY STUDIES</b>						
Applied Science (30.9999)	12	50%	\$23,902	-	-	
<b>PHILOSOPHY &amp; RELIGIOUS STUDIES</b>						
Philosophy (38.0101)	12	75%	\$7,891	-	-	
<b>PHYSICAL SCIENCES</b>						
Chemistry (40.0501)	12	92%	\$22,340	67%	\$41,116	
Chemistry (40.0501)	13	69%	\$20,920	56%	\$31,432	
Geology (40.0601)	18	67%	\$21,113	31%	\$31,269	
Physics (40.0801)	<11	-	-	-	-	
<b>PSYCHOLOGY</b>						
Psychology (42.0101)	178	71%	\$19,846	42%	\$29,618	
<b>PUBLIC ADMIN. &amp; SOCIAL SERVICE</b>						
Social Work (44.0701)	95	85%	\$19,162	70%	\$29,209	
<b>SOCIAL SCIENCES</b>						
Anthropology (45.0201)	18	89%	\$17,340	23%	\$32,561	
Political Science (45.1001)	18	83%	\$18,765	30%	\$22,460	
Sociology (45.1101)	60	78%	\$23,282	57%	\$27,298	
<b>VISUAL &amp; PERFORMING ARTS</b>						
Art (50.0701)	40	83%	\$21,801	53%	\$27,299	
Art (50.0702)	31	55%	\$14,209	25%	\$18,906	
Dance Performance (50.0301)	<11	-	-	-	-	
Music (50.0901)	15	80%	\$18,896	46%	\$24,189	
Music Education (50.0901)	<11	-	-	-	-	
Performance (50.0901)	<11	-	-	-	-	
Theatre Arts (50.0501)	<11	-	-	-	-	

Full-Time Employment requires Arkansas wages reported in all four quarters of the first year after graduation and total wages of at least minimum wage at 1,560 hours annual. Graduates still enrolled are excluded from Full-Time calculations.

# University of Arkansas at Little Rock - 2020 Economic Security Report

Post-Baccalaureate Certificates	2017 and 2018		2018 and 2019 First Year Employment Reported in Arkansas			
	Graduates	% Employed	Average	% Full-Time	Full-Time Avg.	
ALL AREAS OF STUDY	219	63%	\$50,129	41%	\$53,625	
<b>BUSINESS, MANAGEMENT &amp; MARKETING</b>						
Business (52.0201)	<11	-	-	-	-	
Business Analytics (52.1301)	24	75%	\$51,445	-	-	
Business Information Systems (52.1301)	<11	-	-	-	-	
Human Resources and Organizational Psychology (52.0201)	<11	-	-	-	-	
Management (52.0201)	<11	-	-	-	-	
<b>COMMUNICATION &amp; JOURNALISM</b>						
Strategic Communication (09.0499)	<11	-	-	-	-	
<b>COMPUTER &amp; INFORMATION SCIENCES</b>						
Data Science (11.0401)	11	91%	\$76,264	80%	\$54,004	
Information Quality (11.0199)	34	35%	\$47,346	-	-	
<b>EDUCATION</b>						
Building Level Administration (13.0401)	<11	-	-	-	-	
Curriculum/Program Administration & Supervision (13.0401)	<11	-	-	-	-	
Dyslexia Therapist (13.1012)	23	70%	\$46,466	46%	\$47,736	
Gifted Education (13.1004)	<11	-	-	-	-	
Literacy Intervention Specialist (13.1318)	<11	-	-	-	-	
Reading/Literacy Coach (13.1315)	13	-	-	-	-	
Superintendency (13.0401)	<11	-	-	-	-	
<b>ENGINEERING</b>						
Systems Engineering (14.2701)	<11	-	-	-	-	
<b>ENGINEERING TECHNOLOGY</b>						
Technology Innovation (15.9999)	<11	-	-	-	-	
<b>ENGLISH LANGUAGE &amp; LITERATURE</b>						
Online Writing Instruction (23.1101)	<11	-	-	-	-	
<b>HEALTH PROFESSIONS</b>						
Orientation & Mobility of the Blind (51.2310)	<11	-	-	-	-	

Full-Time Employment requires Arkansas wages reported in all four quarters of the first year after graduation and total wages of at least minimum wage at 1,560 hours annual. Graduates still enrolled are excluded from Full-Time calculations.

# University of Arkansas at Little Rock - 2020 Economic Security Report

Post-Baccalaureate Certificates	2017 and 2018	2018 and 2019 First Year Employment Reported in Arkansas			
	Graduates	% Employed	Average	% Full-Time	Full-Time Avg.
Rehabilitation Counseling (51.2310)	<11	-	-	-	-
<b>MATHEMATICS &amp; STATISTICS</b>					
Applied Statistics (27.0599)	<11	-	-	-	-
<b>MULTI/INTERDISCIPLINARY STUDIES</b>					
Conflict Mediation (30.0501)	13	54%	\$34,931	36%	\$46,291
<b>PUBLIC ADMIN. &amp; SOCIAL SERVICE</b>					
Gerontology (44.0701)	<11	-	-	-	-
Nonprofit Management (44.0401)	12	83%	\$39,874	100%	\$40,706

Full-Time Employment requires Arkansas wages reported in all four quarters of the first year after graduation and total wages of at least minimum wage at 1,560 hours annual. Graduates still enrolled are excluded from Full-Time calculations.

# University of Arkansas at Little Rock - 2020 Economic Security Report

Master's Degrees	2017 and 2018		2018 and 2019 First Year Employment Reported in Arkansas			
	Graduates	% Employed	Average	% Full-Time	Full-Time Avg.	
ALL AREAS OF STUDY	1,009	73%	\$45,904	52%	\$54,241	
<b>BIOLOGICAL &amp; BIOMEDICAL SCIENCES</b>						
Bioinformatics (26.1103)	<11	-	-	-	-	
Biology (26.0101)	<11	-	-	-	-	
Biology (26.0101)	<11	-	-	-	-	
<b>BUSINESS, MANAGEMENT &amp; MARKETING</b>						
Business Administration (52.0201)	128	80%	\$84,930	54%	\$101,193	
Business Information Systems (52.1301)	43	70%	\$54,424	56%	\$62,322	
<b>COMMUNICATION &amp; JOURNALISM</b>						
Applied Communication Studies (09.9999)	19	89%	\$42,046	44%	\$53,221	
Mass Communication (09.0401)	<11	-	-	-	-	
<b>COMPUTER &amp; INFORMATION SCIENCES</b>						
Computer Science (11.0101)	17	29%	\$39,873	21%	\$41,403	
Information Quality (11.0199)	77	48%	\$55,299	23%	\$64,968	
Information Science (11.0401)	14	43%	\$67,493	38%	\$78,125	
<b>EDUCATION</b>						
Adult and Professional Learning (13.1201)	17	94%	\$45,861	73%	\$45,879	
Counselor Education (13.1101)	59	93%	\$41,333	65%	\$47,066	
Curriculum & Instruction (13.0301)	14	71%	\$32,206	27%	\$37,344	
Education (13.1206)	32	84%	\$37,422	58%	\$41,970	
Gifted, Creative, & Talented Education (13.1004)	<11	-	-	-	-	
Gifted, Creative, and Talented Education (13.1004)	<11	-	-	-	-	
Higher Education (13.0406)	14	71%	\$21,614	36%	\$38,746	
Learning Systems Technology (13.0501)	18	72%	\$52,251	56%	\$54,808	
Middle Childhood Education (13.1203)	<11	-	-	-	-	
Reading (13.1315)	24	96%	\$41,302	72%	\$46,626	
Rural and Urban School Leadership (13.0401)	<11	-	-	-	-	
Special Education K-12 (13.1001)	<11	-	-	-	-	

Full-Time Employment requires Arkansas wages reported in all four quarters of the first year after graduation and total wages of at least minimum wage at 1,560 hours annual. Graduates still enrolled are excluded from Full-Time calculations.

# University of Arkansas at Little Rock - 2020 Economic Security Report

Master's Degrees	2017 and 2018	2018 and 2019 First Year Employment Reported in Arkansas			
	Graduates	% Employed	Average	% Full-Time	Full-Time Avg.
<b>ENGINEERING</b>					
Systems Engineering (14.2701)	18	28%	\$25,874	-	-
<b>ENGINEERING TECHNOLOGY</b>					
Construction Management (15.1001)	33	48%	\$47,422	34%	\$58,024
<b>ENGLISH LANGUAGE &amp; LITERATURE</b>					
Professional & Technical Writing (23.1303)	24	83%	\$32,323	55%	\$42,824
<b>HEALTH PROFESSIONS</b>					
Health Education/Promotion (51.0000)	<11	-	-	-	-
Health, Human Performance & Sport Management (51.0000)	<11	-	-	-	-
Rehabilitation Counseling (51.2310)	69	68%	\$32,872	45%	\$39,329
Rehabilitation of the Blind (51.2310)	11	-	-	-	-
Sport Management (51.0000)	<11	-	-	-	-
<b>HISTORY</b>					
Public History (54.0101)	13	69%	\$23,189	58%	\$27,625
<b>LAW ENFORCEMENT &amp; PROTECTIVE SERV.</b>					
Criminal Justice (43.0104)	<11	-	-	-	-
Criminal Justice (43.0104)	12	83%	\$41,484	75%	\$46,001
<b>LIBERAL ARTS &amp; SCI., GEN. STUDIES</b>					
Interdisciplinary Studies (24.0101)	<11	-	-	-	-
<b>MATHEMATICS &amp; STATISTICS</b>					
Mathematical Sciences (27.0301)	12	58%	\$34,789	50%	\$41,844
<b>PHYSICAL SCIENCES</b>					
Applied Sciences (40.0101)	15	27%	\$11,621	-	-
Chemistry (40.0501)	<11	-	-	-	-
Chemistry (40.0501)	<11	-	-	-	-
<b>PSYCHOLOGY</b>					
Applied Psychology (42.2803)	13	69%	\$26,285	50%	\$35,209

Full-Time Employment requires Arkansas wages reported in all four quarters of the first year after graduation and total wages of at least minimum wage at 1,560 hours annual. Graduates still enrolled are excluded from Full-Time calculations.



# University of Arkansas at Little Rock - 2020 Economic Security Report

Master's Degrees	2017 and 2018	2018 and 2019 First Year Employment Reported in Arkansas			
	Graduates	% Employed	Average	% Full-Time	Full-Time Avg.
<b>PUBLIC ADMIN. &amp; SOCIAL SERVICE</b>					
Master of Public Administration (4+1) Program (44.0401)	34	85%	\$47,710	70%	\$53,969
Public Service (44.9999)	68	51%	\$23,449	19%	\$33,867
Social Work (44.0701)	135	95%	\$40,588	83%	\$43,672
<b>VISUAL &amp; PERFORMING ARTS</b>					
Art (50.0701)	<11	-	-	-	-

Post-Master's Degree Certificates	2017 and 2018	2018 and 2019 First Year Employment Reported in Arkansas			
	Graduates	% Employed	Average	% Full-Time	Full-Time Avg.
ALL AREAS OF STUDY	<11	-	-	-	-
<b>EDUCATION</b>					
Educational Administration (13.0401)	<11	-	-	-	-
Reading (13.1315)	<11	-	-	-	-

Full-Time Employment requires Arkansas wages reported in all four quarters of the first year after graduation and total wages of at least minimum wage at 1,560 hours annual. Graduates still enrolled are excluded from Full-Time calculations.

## University of Arkansas at Little Rock - 2020 Economic Security Report

Doctor's Degrees - Research/Scholarship	2017 and 2018	2018 and 2019 First Year Employment Reported in Arkansas			
	Graduates	% Employed	Average	% Full-Time	Full-Time Avg.
ALL AREAS OF STUDY	62	60%	\$57,995	34%	\$71,477
<b>BIOLOGICAL &amp; BIOMEDICAL SCIENCES</b>					
Bioinformatics (26.1103)	<11	-	-	-	-
<b>COMPUTER &amp; INFORMATION SCIENCES</b>					
Computer and Information Sciences (11.0201)	11	64%	\$75,426	45%	\$69,709
<b>EDUCATION</b>					
Educational Administration (13.0401)	<11	-	-	-	-
Higher Education (13.0406)	<11	-	-	-	-
Reading (13.1315)	<11	-	-	-	-
<b>ENGINEERING</b>					
Engineering Science & Systems (14.0101)	<11	-	-	-	-
<b>LAW ENFORCEMENT &amp; PROTECTIVE SERV.</b>					
Criminal Justice (43.0104)	<11	-	-	-	-
<b>PHYSICAL SCIENCES</b>					
Applied Sciences (40.0101)	16	50%	\$38,131	19%	\$69,472

Doctor's Degrees - Professional Practice	2017 and 2018	2018 and 2019 First Year Employment Reported in Arkansas			
	Graduates	% Employed	Average	% Full-Time	Full-Time Avg.
ALL AREAS OF STUDY	225	71%	\$32,115	36%	\$47,417
<b>LEGAL PROFESSIONS &amp; STUDIES</b>					
Law (22.0101)	225	71%	\$32,115	36%	\$47,417

Full-Time Employment requires Arkansas wages reported in all four quarters of the first year after graduation and total wages of at least minimum wage at 1,560 hours annual. Graduates still enrolled are excluded from Full-Time calculations.

# University of Arkansas at Monticello - 2020 Economic Security Report

Certificates of Proficiency	2017 and 2018	2018 and 2019 First Year Employment Reported in Arkansas			
	Graduates	% Employed	Average	% Full-Time	Full-Time Avg.
ALL AREAS OF STUDY	491	68%	\$12,363	29%	\$32,562
<b>BUSINESS, MANAGEMENT &amp; MARKETING</b>					
Basic Business Principles (52.0401)	<11	-	-	-	-
Hospitality Skills (52.0901)	15	67%	\$9,358	-	-
Office Support (52.0401)	<11	-	-	-	-
<b>FAMILY &amp; CONSUMER SCIENCES</b>					
Child Development Associate (19.0706)	59	75%	\$13,262	60%	\$23,271
<b>HEALTH PROFESSIONS</b>					
Emergency Medical Technician (51.0904)	28	79%	\$30,377	47%	\$58,992
Healthcare Office Skills (51.0712)	31	61%	\$12,862	-	-
Nursing Assistant (51.3902)	219	68%	\$8,026	21%	\$20,985
<b>MECHANIC &amp; REPAIR TECHNOLOGIES</b>					
Industrial Equipment Repair (47.0303)	70	46%	\$13,372	-	-
<b>PRECISION PRODUCTION</b>					
Welding (48.0508)	50	84%	\$16,803	-	-
<b>TRANSPORTATION &amp; MATERIALS MOVING</b>					
Tractor Trailer Operation (49.0205)	<11	-	-	-	-

Full-Time Employment requires Arkansas wages reported in all four quarters of the first year after graduation and total wages of at least minimum wage at 1,560 hours annual. Graduates still enrolled are excluded from Full-Time calculations.

# University of Arkansas at Monticello - 2020 Economic Security Report

Technical Certificates	2017 and 2018		2018 and 2019 First Year Employment Reported in Arkansas			
	Graduates	% Employed	Average	% Full-Time	Full-Time Avg.	
ALL AREAS OF STUDY	243	75%	\$21,039	54%	\$36,241	
<b>BUSINESS, MANAGEMENT &amp; MARKETING</b>						
Administrative Office Technology (52.0401)	<11	-	-	-	-	
Business Technology (52.0401)	<11	-	-	-	-	
Hospitality Services (52.0901)	14	64%	\$8,551	-	-	
<b>ENGINEERING TECHNOLOGY</b>						
Electromechanical Technology (15.0403)	44	61%	\$18,282	-	-	
<b>FAMILY &amp; CONSUMER SCIENCES</b>						
Early Childhood Education (19.0708)	38	68%	\$13,140	43%	\$17,719	
<b>HEALTH PROFESSIONS</b>						
Emergency Medical Technician (51.0904)	<11	-	-	-	-	
Health Information Technology (51.0707)	24	63%	\$14,562	-	-	
Practical Nursing (51.3901)	32	81%	\$26,021	100%	\$35,374	
<b>MECHANIC &amp; REPAIR TECHNOLOGIES</b>						
Automotive Service Technology (47.0604)	<11	-	-	-	-	
Diesel Technology (47.0605)	<11	-	-	-	-	
Heavy Equipment Operation (47.0303)	21	86%	\$16,148	43%	\$26,421	
<b>PRECISION PRODUCTION</b>						
Welding Technology (48.0508)	40	90%	\$28,384	-	-	

Full-Time Employment requires Arkansas wages reported in all four quarters of the first year after graduation and total wages of at least minimum wage at 1,560 hours annual. Graduates still enrolled are excluded from Full-Time calculations.

## University of Arkansas at Monticello - 2020 Economic Security Report

Associate Degrees		2017 and 2018	2018 and 2019 First Year Employment Reported in Arkansas			
		Graduates	% Employed	Average	% Full-Time	Full-Time Avg.
	ALL AREAS OF STUDY	556	71%	\$19,431	44%	\$36,974
<b>ENGINEERING TECHNOLOGY</b>						
	Land Surveying Technology (15.1102)	<11	-	-	-	-
<b>HEALTH PROFESSIONS</b>						
	Nursing (51.3801)	<11	-	-	-	-
<b>LIBERAL ARTS &amp; SCI., GEN. STUDIES</b>						
	General Education (24.0102)	416	70%	\$15,883	48%	\$43,461
<b>MECHANIC &amp; REPAIR TECHNOLOGIES</b>						
	Industrial Technology (47.0303)	27	78%	\$45,803	-	-
<b>MULTI/INTERDISCIPLINARY STUDIES</b>						
	General Technology (30.9999)	100	77%	\$24,909	44%	\$22,463

Advanced Certificates		2017 and 2018	2018 and 2019 First Year Employment Reported in Arkansas			
		Graduates	% Employed	Average	% Full-Time	Full-Time Avg.
	ALL AREAS OF STUDY	43	72%	\$42,859	-	-
<b>BUSINESS, MANAGEMENT &amp; MARKETING</b>						
	Computer Information Systems (52.1201)	<11	-	-	-	-
<b>ENGINEERING TECHNOLOGY</b>						
	Electromechanical Technology (15.0499)	42	71%	\$44,125	-	-

Full-Time Employment requires Arkansas wages reported in all four quarters of the first year after graduation and total wages of at least minimum wage at 1,560 hours annual. Graduates still enrolled are excluded from Full-Time calculations.

# University of Arkansas at Monticello - 2020 Economic Security Report

Baccalaureate Degrees	2017 and 2018		2018 and 2019 First Year Employment Reported in Arkansas			
	Graduates	% Employed	Average	% Full-Time	Full-Time Avg.	
ALL AREAS OF STUDY	718	72%	\$24,502	43%	\$35,236	
<b>AGRICULTURE</b>						
Agriculture (01.0102)	46	70%	\$20,966	33%	\$31,557	
<b>BIOLOGICAL &amp; BIOMEDICAL SCIENCES</b>						
Biology (26.0101)	36	64%	\$21,082	43%	\$25,550	
<b>BUSINESS, MANAGEMENT &amp; MARKETING</b>						
Accounting (52.0301)	26	81%	\$30,252	58%	\$35,712	
Business Administration (52.0201)	55	67%	\$24,047	31%	\$33,073	
Computer Information Systems (52.1201)	40	78%	\$24,029	46%	\$33,442	
<b>COMMUNICATION &amp; JOURNALISM</b>						
Communication (09.0101)	17	65%	\$19,332	36%	\$21,209	
<b>EDUCATION</b>						
Education Studies (Non-Licensure) (13.0101)	37	95%	\$24,682	60%	\$25,130	
K-6 Elementary Education (13.1209)	20	90%	\$30,296	79%	\$33,902	
Middle Level Education (13.1203)	<11	-	-	-	-	
Music Education (13.1312)	<11	-	-	-	-	
Teaching & Learning (13.9999)	17	82%	\$21,845	75%	\$20,124	
<b>ENGINEERING TECHNOLOGY</b>						
Land Surveying (15.1102)	<11	-	-	-	-	
Spatial Information Systems (15.1102)	<11	-	-	-	-	
<b>ENGLISH LANGUAGE &amp; LITERATURE</b>						
English (23.0101)	18	83%	\$24,101	-	-	
<b>FOREIGN LANGUAGES &amp; LINGUISTICS</b>						
Modern Languages (16.0101)	<11	-	-	-	-	
<b>HEALTH PROFESSIONS</b>						
Nursing (51.3801)	41	93%	\$52,883	88%	\$54,844	
<b>HISTORY</b>						
History (54.0101)	18	61%	\$14,611	30%	\$23,990	

Full-Time Employment requires Arkansas wages reported in all four quarters of the first year after graduation and total wages of at least minimum wage at 1,560 hours annual. Graduates still enrolled are excluded from Full-Time calculations.

# University of Arkansas at Monticello - 2020 Economic Security Report

Baccalaureate Degrees	2017 and 2018	2018 and 2019 First Year Employment Reported in Arkansas			
	Graduates	% Employed	Average	% Full-Time	Full-Time Avg.
<b>LAW ENFORCEMENT &amp; PROTECTIVE SERV.</b>					
Criminal Justice (43.0104)	37	78%	\$24,128	58%	\$28,685
<b>LIBERAL ARTS &amp; SCI., GEN. STUDIES</b>					
General Studies (24.0102)	71	68%	\$26,434	38%	\$42,489
<b>MATHEMATICS &amp; STATISTICS</b>					
Mathematics (27.0101)	<11	-	-	-	-
<b>MULTI/INTERDISCIPLINARY STUDIES</b>					
Applied Sciences (30.9999)	13	100%	\$26,920	63%	\$40,496
Natural Science (30.0101)	<11	-	-	-	-
<b>NATURAL RESOURCES &amp; CONSERVATION</b>					
Natural Resources Management (03.0501)	17	82%	\$22,082	43%	\$32,374
<b>PARKS, RECREATION, LEISURE &amp; FITNESS</b>					
Health, Physical Education, & Exercise Science (31.0501)	75	60%	\$16,219	13%	\$22,486
<b>PHYSICAL SCIENCES</b>					
Chemistry (40.0501)	22	64%	\$11,485	38%	\$21,734
<b>PSYCHOLOGY</b>					
Psychology (42.0101)	38	68%	\$19,854	43%	\$31,959
<b>PUBLIC ADMIN. &amp; SOCIAL SERVICE</b>					
Social Work (44.0701)	<11	-	-	-	-
<b>SOCIAL SCIENCES</b>					
Political Science (45.1001)	<11	-	-	-	-
<b>VISUAL &amp; PERFORMING ARTS</b>					
Art (50.0701)	14	64%	\$18,604	-	-
Music (50.0901)	16	75%	\$12,273	-	-

Full-Time Employment requires Arkansas wages reported in all four quarters of the first year after graduation and total wages of at least minimum wage at 1,560 hours annual. Graduates still enrolled are excluded from Full-Time calculations.

# University of Arkansas at Monticello - 2020 Economic Security Report

Master's Degrees	2017 and 2018		2018 and 2019 First Year Employment Reported in Arkansas			
	Graduates	% Employed	Average	% Full-Time	Full-Time Avg.	
<b>ALL AREAS OF STUDY</b>	237	86%	\$37,724	58%	\$40,474	
<b>EDUCATION</b>						
Education (13.1205)	141	96%	\$37,332	73%	\$40,049	
Education (13.1206)	29	97%	\$35,436	48%	\$40,802	
Educational Leadership (13.0401)	<11	-	-	-	-	
<b>ENGLISH LANGUAGE &amp; LITERATURE</b>						
Creative Writing (23.1302)	<11	-	-	-	-	
<b>NATURAL RESOURCES &amp; CONSERVATION</b>						
Forest Resources (03.0506)	<11	-	-	-	-	
<b>PARKS, RECREATION, LEISURE &amp; FITNESS</b>						
Physical Education & Coaching (31.0501)	27	59%	\$37,688	45%	\$43,807	
<b>VISUAL &amp; PERFORMING ARTS</b>						
Jazz Studies (50.0910)	18	83%	\$40,029	-	-	

Full-Time Employment requires Arkansas wages reported in all four quarters of the first year after graduation and total wages of at least minimum wage at 1,560 hours annual. Graduates still enrolled are excluded from Full-Time calculations.



# University of Arkansas at Pine Bluff - 2020 Economic Security Report

Associate Degrees	2017 and 2018		2018 and 2019 First Year Employment Reported in Arkansas			
	Graduates	% Employed	Average	% Full-Time	Full-Time Avg.	
ALL AREAS OF STUDY	16	75%	\$16,560	-	-	
<b>LIBERAL ARTS &amp; SCI., GEN. STUDIES</b>						
General Education (24.0101)	16	75%	\$16,560	-	-	

Full-Time Employment requires Arkansas wages reported in all four quarters of the first year after graduation and total wages of at least minimum wage at 1,560 hours annual. Graduates still enrolled are excluded from Full-Time calculations.

# University of Arkansas at Pine Bluff - 2020 Economic Security Report

Baccalaureate Degrees	2017 and 2018		2018 and 2019 First Year Employment Reported in Arkansas			
	Graduates	% Employed	Average	% Full-Time	Full-Time Avg.	
ALL AREAS OF STUDY	782	65%	\$21,077	38%	\$30,809	
<b>AGRICULTURE</b>						
Agriculture (01.0301)	14	57%	\$11,618	-	-	
Agriculture (01.0308)	18	67%	\$26,955	50%	\$36,604	
Aquaculture and Fisheries Sciences (01.0308)	<11	-	-	-	-	
Regulatory Science (01.0100)	<11	-	-	-	-	
<b>BIOLOGICAL &amp; BIOMEDICAL SCIENCES</b>						
Biology (26.0101)	100	73%	\$15,699	35%	\$27,290	
<b>BUSINESS, MANAGEMENT &amp; MARKETING</b>						
Accounting (52.0301)	19	63%	\$9,692	19%	\$20,033	
Business Administration (52.0201)	80	65%	\$22,158	40%	\$28,045	
<b>COMMUNICATION &amp; JOURNALISM</b>						
Mass Communications (09.0401)	36	53%	\$15,901	21%	\$27,719	
Theatre (09.0199)	<11	-	-	-	-	
<b>COMPUTER &amp; INFORMATION SCIENCES</b>						
Computer Science (11.0101)	21	57%	\$15,150	27%	\$24,394	
<b>EDUCATION</b>						
Elementary Education K-6 (13.1210)	12	67%	\$28,250	60%	\$26,898	
Health & Physical Education (13.1314)	50	54%	\$16,494	34%	\$25,044	
Science Education (13.1316)	<11	-	-	-	-	
<b>ENGINEERING TECHNOLOGY</b>						
Industrial Technology (15.0612)	48	65%	\$27,190	44%	\$33,512	
<b>ENGLISH LANGUAGE &amp; LITERATURE</b>						
English (23.0101)	12	75%	\$23,406	44%	\$32,351	
<b>FAMILY &amp; CONSUMER SCIENCES</b>						
Human Sciences (19.0101)	62	73%	\$19,649	41%	\$25,789	
<b>HEALTH PROFESSIONS</b>						
Nursing (51.3801)	<11	-	-	-	-	

Full-Time Employment requires Arkansas wages reported in all four quarters of the first year after graduation and total wages of at least minimum wage at 1,560 hours annual. Graduates still enrolled are excluded from Full-Time calculations.

# University of Arkansas at Pine Bluff - 2020 Economic Security Report

Baccalaureate Degrees	2017 and 2018	2018 and 2019 First Year Employment Reported in Arkansas			
	Graduates	% Employed	Average	% Full-Time	Full-Time Avg.
Nursing (51.3801)	15	73%	\$44,750	53%	\$58,250
Rehabilitation Services (51.2399)	24	46%	\$24,741	38%	\$27,694
<b>LAW ENFORCEMENT &amp; PROTECTIVE SERV.</b>					
Criminal Justice (43.0104)	63	71%	\$23,360	49%	\$29,794
<b>LIBERAL ARTS &amp; SCI., GEN. STUDIES</b>					
General Studies (24.0102)	55	65%	\$17,572	33%	\$27,190
<b>MATHEMATICS &amp; STATISTICS</b>					
Mathematics (27.0101)	14	79%	\$16,389	50%	\$26,380
<b>NATURAL RESOURCES &amp; CONSERVATION</b>					
Regulatory Science (03.0299)	<11	-	-	-	-
<b>PHYSICAL SCIENCES</b>					
Chemistry/Physics (40.0501)	19	32%	\$23,603	27%	\$27,021
<b>PSYCHOLOGY</b>					
Psychology (42.0101)	24	71%	\$18,353	38%	\$28,645
<b>PUBLIC ADMIN. &amp; SOCIAL SERVICE</b>					
Social Work (44.0701)	29	79%	\$21,781	57%	\$27,574
<b>SOCIAL SCIENCES</b>					
Social Sciences (45.0101)	23	48%	\$15,623	-	-
<b>VISUAL &amp; PERFORMING ARTS</b>					
Art (50.0701)	<11	-	-	-	-
Music (50.0901)	11	27%	\$15,677	-	-

Full-Time Employment requires Arkansas wages reported in all four quarters of the first year after graduation and total wages of at least minimum wage at 1,560 hours annual. Graduates still enrolled are excluded from Full-Time calculations.

## University of Arkansas at Pine Bluff - 2020 Economic Security Report

Master's Degrees	2017 and 2018		2018 and 2019 First Year Employment Reported in Arkansas			
	Graduates	% Employed	Average	% Full-Time	Full-Time Avg.	
ALL AREAS OF STUDY	70	67%	\$25,933	37%	\$38,395	
<b>AGRICULTURE</b>						
Agricultural Regulations (01.9999)	<11	-	-	-	-	
Aquaculture & Fisheries (01.0303)	<11	-	-	-	-	
<b>COMPUTER &amp; INFORMATION SCIENCES</b>						
Computer Science & Technology (11.0101)	25	48%	\$30,946	26%	\$44,636	
<b>EDUCATION</b>						
Early Childhood Education (13.1210)	<11	-	-	-	-	
Secondary Education (13.1205)	12	75%	\$32,960	55%	\$41,020	
Teaching (13.1299)	<11	-	-	-	-	
<b>HEALTH PROFESSIONS</b>						
Addiction Studies (51.1501)	<11	-	-	-	-	
<b>NATURAL RESOURCES &amp; CONSERVATION</b>						
Agricultural Regulations (03.0299)	<11	-	-	-	-	

Doctor's Degrees - Research/Scholarship	2017 and 2018		2018 and 2019 First Year Employment Reported in Arkansas			
	Graduates	% Employed	Average	% Full-Time	Full-Time Avg.	
ALL AREAS OF STUDY	<11	-	-	-	-	
<b>AGRICULTURE</b>						
Aquaculture (01.0303)	<11	-	-	-	-	
Aquaculture & Fisheries (01.0303)	<11	-	-	-	-	

Full-Time Employment requires Arkansas wages reported in all four quarters of the first year after graduation and total wages of at least minimum wage at 1,560 hours annual. Graduates still enrolled are excluded from Full-Time calculations.

# University of Arkansas for Medical Sciences - 2020 Economic Security Report

Technical Certificates	2017 and 2018	2018 and 2019 First Year Employment Reported in Arkansas			
	Graduates	% Employed	Average	% Full-Time	Full-Time Avg.
ALL AREAS OF STUDY	14	100%	\$48,802	100%	\$45,980
<b>HEALTH PROFESSIONS</b>					
Emergency Medical Science Technology (51.0904)	14	100%	\$48,802	100%	\$45,980

Associate Degrees	2017 and 2018	2018 and 2019 First Year Employment Reported in Arkansas			
	Graduates	% Employed	Average	% Full-Time	Full-Time Avg.
ALL AREAS OF STUDY	120	93%	\$34,325	50%	\$41,851
<b>HEALTH PROFESSIONS</b>					
Dental Hygiene (51.0602)	<11	-	-	-	-
Emergency Medical Science Technology - Paramedic (51.0904)	<11	-	-	-	-
Health Information Technology (51.0707)	31	87%	\$37,793	73%	\$39,880
Medical Imaging (51.0907)	56	95%	\$34,778	64%	\$43,731
Surgical Technology (51.0909)	21	100%	\$27,254	-	-

Full-Time Employment requires Arkansas wages reported in all four quarters of the first year after graduation and total wages of at least minimum wage at 1,560 hours annual. Graduates still enrolled are excluded from Full-Time calculations.

# University of Arkansas for Medical Sciences - 2020 Economic Security Report

Baccalaureate Degrees	2017 and 2018		2018 and 2019 First Year Employment Reported in Arkansas			
	Graduates	% Employed	Average	% Full-Time	Full-Time Avg.	
ALL AREAS OF STUDY	526	85%	\$46,914	68%	\$51,885	
<b>HEALTH PROFESSIONS</b>						
Cardio-Respiratory Care (51.0999)	25	100%	\$52,755	96%	\$53,224	
Cytotechnology (51.1002)	<11	-	-	-	-	
Dental Hygiene (51.0602)	65	92%	\$42,320	72%	\$50,423	
Diagnostic Medical Sonography (51.0910)	25	76%	\$52,884	67%	\$57,523	
Emergency Medical Sciences (51.0904)	<11	-	-	-	-	
Health Information Technology (51.0706)	<11	-	-	-	-	
Medical Laboratory Science (51.1005)	48	81%	\$45,307	72%	\$47,647	
Nuclear Medicine Imaging Sciences (51.0905)	24	54%	\$40,359	-	-	
Nursing (51.3801)	263	87%	\$48,054	72%	\$52,635	
Ophthalmic Medical Technology (51.1803)	<11	-	-	-	-	
Radiologic Imaging Science (51.0907)	51	84%	\$43,985	65%	\$50,264	

Post-Baccalaureate Certificates	2017 and 2018		2018 and 2019 First Year Employment Reported in Arkansas			
	Graduates	% Employed	Average	% Full-Time	Full-Time Avg.	
ALL AREAS OF STUDY	68	50%	\$57,564	28%	\$80,357	
<b>BIOLOGICAL &amp; BIOMEDICAL SCIENCES</b>						
Environmental & Occupational Health (26.9999)	<11	-	-	-	-	
Regulatory Science (26.9999)	<11	-	-	-	-	
<b>HEALTH PROFESSIONS</b>						
Auditory Based Intervention (51.0204)	<11	-	-	-	-	
Dietetics and Nutrition Internship (51.3101)	27	59%	\$30,295	33%	\$37,736	
Public Health (51.2201)	<11	-	-	-	-	
<b>MULTI/INTERDISCIPLINARY STUDIES</b>						
Clinical & Translational Science (30.0101)	13	54%	\$140,183	42%	\$147,249	

Full-Time Employment requires Arkansas wages reported in all four quarters of the first year after graduation and total wages of at least minimum wage at 1,560 hours annual. Graduates still enrolled are excluded from Full-Time calculations.

# University of Arkansas for Medical Sciences - 2020 Economic Security Report

Master's Degrees	2017 and 2018	2018 and 2019 First Year Employment Reported in Arkansas			
	Graduates	% Employed	Average	% Full-Time	Full-Time Avg.
ALL AREAS OF STUDY	485	79%	\$64,335	59%	\$75,087
<b>BIOLOGICAL &amp; BIOMEDICAL SCIENCES</b>					
Biochemistry & Molecular Biology (26.0202)	<11	-	-	-	-
Cellular Physiology & Molecular Biophysics (26.0903)	<11	-	-	-	-
Genetic Counseling (26.0806)	12	-	-	-	-
Microbiology & Immunology (26.0503)	<11	-	-	-	-
Neurobiology & Developmental Sciences (26.0403)	<11	-	-	-	-
<b>HEALTH PROFESSIONS</b>					
Communication Sciences & Disorders (51.0204)	37	73%	\$49,223	67%	\$53,803
Health Services Administration (51.0701)	20	65%	\$55,662	58%	\$64,381
Imaging Sciences (51.0911)	<11	-	-	-	-
Nursing (51.3808)	261	95%	\$74,505	81%	\$81,630
Pharmaceutical Sciences (51.2002)	<11	-	-	-	-
Physician Assistant Studies (51.0912)	60	53%	\$57,684	-	-
Public Health (51.2201)	58	64%	\$34,681	35%	\$48,479
<b>MULTI/INTERDISCIPLINARY STUDIES</b>					
Clinical Nutrition (30.1901)	13	92%	\$43,118	50%	\$61,262
Interdisciplinary Biomedical Sciences (30.0101)	<11	-	-	-	-

Full-Time Employment requires Arkansas wages reported in all four quarters of the first year after graduation and total wages of at least minimum wage at 1,560 hours annual. Graduates still enrolled are excluded from Full-Time calculations.

# University of Arkansas for Medical Sciences - 2020 Economic Security Report

Doctor's Degrees - Research/Scholarship	2017 and 2018	2018 and 2019 First Year Employment Reported in Arkansas			
	Graduates	% Employed	Average	% Full-Time	Full-Time Avg.
ALL AREAS OF STUDY	83	47%	\$61,052	33%	\$83,640
<b>BIOLOGICAL &amp; BIOMEDICAL SCIENCES</b>					
Biochemistry & Molecular Biology (26.0202)	<11	-	-	-	-
Cellular Physiology & Molecular Biophysics (26.0903)	<11	-	-	-	-
Microbiology & Immunology (26.0503)	<11	-	-	-	-
Neurobiology & Developmental Sciences (26.0403)	<11	-	-	-	-
Pharmacology (26.1001)	<11	-	-	-	-
<b>HEALTH PROFESSIONS</b>					
Audiology (51.0202)	19	37%	\$43,963	29%	\$57,222
Communication Sciences & Disorders (51.0204)	<11	-	-	-	-
Health Promotion & Prevention Research (51.2299)	<11	-	-	-	-
Health Systems & Services Research (51.2299)	<11	-	-	-	-
Nursing (51.3808)	11	100%	\$98,956	91%	\$103,647
Pharmaceutical Sciences (51.2002)	<11	-	-	-	-
Public Health Leadership (51.2201)	<11	-	-	-	-
<b>MULTI/INTERDISCIPLINARY STUDIES</b>					
Interdisciplinary Biomedical Sciences (30.0101)	17	29%	\$18,591	-	-

Doctor's Degrees - Professional Practice	2017 and 2018	2018 and 2019 First Year Employment Reported in Arkansas			
	Graduates	% Employed	Average	% Full-Time	Full-Time Avg.
ALL AREAS OF STUDY	595	61%	\$71,613	52%	\$78,636
<b>HEALTH PROFESSIONS</b>					
Doctor of Nursing Practice (51.3818)	20	70%	\$96,369	65%	\$100,396
Medicine (51.1201)	319	44%	\$48,483	41%	\$51,407
Pharmacy (51.2001)	234	83%	\$88,358	68%	\$100,835
Physical Therapy (51.2308)	22	68%	\$49,357	45%	\$58,529

Full-Time Employment requires Arkansas wages reported in all four quarters of the first year after graduation and total wages of at least minimum wage at 1,560 hours annual. Graduates still enrolled are excluded from Full-Time calculations.



# University of Central Arkansas - 2020 Economic Security Report

Associate Degrees	2017 and 2018		2018 and 2019 First Year Employment Reported in Arkansas			
	Graduates	% Employed	Average	% Full-Time	Full-Time Avg.	
ALL AREAS OF STUDY	104	73%	\$15,317	27%	\$37,850	
<b>LIBERAL ARTS &amp; SCI., GEN. STUDIES</b>						
General Education (24.0102)	104	73%	\$15,317	27%	\$37,850	

Full-Time Employment requires Arkansas wages reported in all four quarters of the first year after graduation and total wages of at least minimum wage at 1,560 hours annual. Graduates still enrolled are excluded from Full-Time calculations.



# University of Central Arkansas - 2020 Economic Security Report

Baccalaureate Degrees	2017 and 2018		2018 and 2019 First Year Employment Reported in Arkansas			
		Graduates	% Employed	Average	% Full-Time	Full-Time Avg.
	ALL AREAS OF STUDY	3,383	74%	\$22,840	43%	\$32,611
<b>BIOLOGICAL &amp; BIOMEDICAL SCIENCES</b>						
	Biology (26.0101)	192	72%	\$16,445	35%	\$28,492
<b>BUSINESS, MANAGEMENT &amp; MARKETING</b>						
	Accounting (52.0301)	89	80%	\$31,438	56%	\$39,225
	Business Administration (52.0201)	62	58%	\$27,722	26%	\$37,032
	Finance (52.0801)	93	59%	\$24,983	32%	\$34,167
	Innovation & Entrepreneurship (52.0701)	33	55%	\$26,090	27%	\$36,752
	Insurance & Risk Management (52.1701)	31	77%	\$28,827	52%	\$36,463
	Logistics and Supply Chain Management (52.0203)	11	82%	\$32,928	60%	\$38,053
	Management (52.0101)	108	72%	\$23,754	38%	\$35,651
	Management Information Systems (52.1201)	103	77%	\$33,787	46%	\$41,937
	Marketing (52.1401)	108	69%	\$25,491	45%	\$33,981
<b>COMMUNICATION &amp; JOURNALISM</b>						
	Communication (09.0100)	<11	-	-	-	-
	Communication (09.0100)	15	73%	\$14,281	-	-
	Journalism (09.0401)	<11	-	-	-	-
	Journalism (09.0401)	19	42%	\$14,531	17%	\$20,885
	Public Relations (09.0900)	19	63%	\$20,364	29%	\$30,798
	Public Relations (09.0900)	46	65%	\$21,771	38%	\$29,912
<b>COMPUTER &amp; INFORMATION SCIENCES</b>						
	Computer Science (11.0101)	98	77%	\$34,078	48%	\$45,164
	Information Systems (11.0199)	<11	-	-	-	-
<b>EDUCATION</b>						
	Elementary Education (13.1202)	157	89%	\$26,638	66%	\$31,622
	Family & Consumer Sciences (13.1308)	22	82%	\$22,388	50%	\$37,509
	Kinesiology & Physical Education (13.1314)	22	82%	\$31,808	67%	\$36,752
	Middle Level (13.1203)	64	81%	\$24,109	55%	\$28,772

Full-Time Employment requires Arkansas wages reported in all four quarters of the first year after graduation and total wages of at least minimum wage at 1,560 hours annual. Graduates still enrolled are excluded from Full-Time calculations.

# University of Central Arkansas - 2020 Economic Security Report

Baccalaureate Degrees	2017 and 2018		2018 and 2019 First Year Employment Reported in Arkansas			
	Graduates	% Employed	Average	% Full-Time	Full-Time Avg.	
P - 4 Licensure (13.1209)	<11	-	-	-	-	
Social Studies (13.1318)	<11	-	-	-	-	
Special Education K-12 (13.1001)	18	89%	\$30,729	77%	\$31,830	
<b>ENGLISH LANGUAGE &amp; LITERATURE</b>						
Creative Writing (23.1302)	28	82%	\$15,200	25%	\$28,377	
English (23.0101)	76	79%	\$18,315	42%	\$25,782	
Writing (23.1301)	<11	-	-	-	-	
<b>FAMILY &amp; CONSUMER SCIENCES</b>						
Family & Consumer Sciences (19.0101)	97	78%	\$17,228	39%	\$25,416	
Nutrition (19.0501)	110	80%	\$16,493	51%	\$24,901	
<b>FOREIGN LANGUAGES &amp; LINGUISTICS</b>						
Linguistics (16.0102)	18	39%	\$12,535	-	-	
Modern Languages (16.0101)	16	88%	\$19,330	-	-	
<b>HEALTH PROFESSIONS</b>						
Addiction Studies (51.1501)	33	73%	\$19,843	46%	\$26,168	
Athletic Training (51.0913)	28	46%	\$20,431	28%	\$36,175	
Communication Sciences & Disorders (51.0204)	65	60%	\$10,017	43%	\$22,486	
Health Education (51.1504)	132	75%	\$18,328	38%	\$28,327	
Health Sciences (51.9999)	166	68%	\$16,305	31%	\$27,372	
Medical Laboratory Science (51.1005)	<11	-	-	-	-	
Nuclear Medicine Technology (51.0905)	<11	-	-	-	-	
Nursing (51.3801)	152	86%	\$46,286	75%	\$49,428	
Radiologic Technology (51.0907)	33	94%	\$36,705	-	-	
<b>HISTORY</b>						
History (54.0101)	28	82%	\$14,626	26%	\$30,634	
History (54.0101)	32	81%	\$16,680	44%	\$23,637	
<b>MATHEMATICS &amp; STATISTICS</b>						
Mathematics (27.0101)	<11	-	-	-	-	

Full-Time Employment requires Arkansas wages reported in all four quarters of the first year after graduation and total wages of at least minimum wage at 1,560 hours annual. Graduates still enrolled are excluded from Full-Time calculations.

# University of Central Arkansas - 2020 Economic Security Report

Baccalaureate Degrees	2017 and 2018	2018 and 2019 First Year Employment Reported in Arkansas			
	Graduates	% Employed	Average	% Full-Time	Full-Time Avg.
Mathematics (27.0101)	44	59%	\$33,021	48%	\$40,668
<b>MULTI/INTERDISCIPLINARY STUDIES</b>					
General Science (30.0101)	<11	-	-	-	-
International Studies (30.2001)	15	67%	\$18,709	33%	\$39,190
Professional Studies (30.9999)	<11	-	-	-	-
<b>NATURAL RESOURCES &amp; CONSERVATION</b>					
Environmental Science (03.0104)	14	93%	\$20,372	62%	\$28,031
Environmental Science/Studies (03.0103)	23	74%	\$21,944	43%	\$29,667
<b>PARKS, RECREATION, LEISURE &amp; FITNESS</b>					
Exercise Science (31.0505)	139	76%	\$17,237	41%	\$24,180
<b>PHILOSOPHY &amp; RELIGIOUS STUDIES</b>					
Philosophy (38.0101)	<11	-	-	-	-
Philosophy (38.0101)	<11	-	-	-	-
Religious Studies (38.0201)	<11	-	-	-	-
<b>PHYSICAL SCIENCES</b>					
Chemistry (40.0501)	53	68%	\$19,392	42%	\$32,262
Physics (40.0801)	20	60%	\$20,187	25%	\$38,568
<b>PSYCHOLOGY</b>					
Psychology (42.0101)	84	70%	\$17,113	38%	\$27,080
Psychology (42.0101)	163	74%	\$16,195	41%	\$24,687
<b>PUBLIC ADMIN. &amp; SOCIAL SERVICE</b>					
Public Administration (44.0401)	<11	-	-	-	-
Public Administration (44.0401)	13	85%	\$20,240	40%	\$26,993
<b>SOCIAL SCIENCES</b>					
Anthropology (45.0201)	<11	-	-	-	-
Anthropology (45.0201)	<11	-	-	-	-
Criminology (45.0401)	15	67%	\$20,270	47%	\$26,016
Criminology (45.0401)	21	86%	\$24,345	53%	\$32,022

Full-Time Employment requires Arkansas wages reported in all four quarters of the first year after graduation and total wages of at least minimum wage at 1,560 hours annual. Graduates still enrolled are excluded from Full-Time calculations.

# University of Central Arkansas - 2020 Economic Security Report

Baccalaureate Degrees	2017 and 2018	2018 and 2019 First Year Employment Reported in Arkansas			
	Graduates	% Employed	Average	% Full-Time	Full-Time Avg.
Economics (45.0601)	<11	-	-	-	-
Economics (45.0601)	<11	-	-	-	-
Economics (45.0601)	21	48%	\$11,981	-	-
Geography (45.0701)	<11	-	-	-	-
Geography (45.0701)	<11	-	-	-	-
Political Science (45.1001)	16	88%	\$16,969	50%	\$25,009
Political Science (45.1001)	17	71%	\$26,749	57%	\$28,384
Sociology (45.1101)	30	80%	\$13,694	38%	\$21,725
Sociology (45.1101)	54	83%	\$19,997	58%	\$26,206
<b>VISUAL &amp; PERFORMING ARTS</b>					
Art (50.0701)	46	85%	\$20,428	60%	\$24,660
Film (50.0602)	37	73%	\$17,726	38%	\$28,089
Film (50.0602)	16	75%	\$15,856	23%	\$19,965
Interior Design (50.0408)	14	71%	\$27,476	62%	\$32,896
Interior Design (50.0408)	<11	-	-	-	-
Music (50.0901)	<11	-	-	-	-
Music (50.0903)	41	66%	\$23,175	48%	\$33,841
Studio Art (50.0701)	<11	-	-	-	-
Theatre (50.0501)	18	78%	\$11,890	25%	\$23,798
Theatre (50.0501)	<11	-	-	-	-

Full-Time Employment requires Arkansas wages reported in all four quarters of the first year after graduation and total wages of at least minimum wage at 1,560 hours annual. Graduates still enrolled are excluded from Full-Time calculations.

# University of Central Arkansas - 2020 Economic Security Report

Post-Baccalaureate Certificates	2017 and 2018	2018 and 2019 First Year Employment Reported in Arkansas			
	Graduates	% Employed	Average	% Full-Time	Full-Time Avg.
ALL AREAS OF STUDY	51	73%	\$38,911	58%	\$46,558
<b>EDUCATION</b>					
Dyslexia Interventionist (13.1315)	<11	-	-	-	-
Early Childhood Special Education Instructional Specialist (P-4) (13.1001)	<11	-	-	-	-
Gifted & Talented Education (13.1001)	13	100%	\$43,919	60%	\$47,547
Instructional Technology-Media Design & Development (13.0501)	<11	-	-	-	-
Integrated Early Childhood Education (13.1001)	<11	-	-	-	-
Special Education Instructional Specialist 4-12 (13.1001)	<11	-	-	-	-
Special Education K-12 (13.1001)	<11	-	-	-	-
<b>SOCIAL SCIENCES</b>					
Geographic Information Systems (45.0702)	<11	-	-	-	-
<b>VISUAL &amp; PERFORMING ARTS</b>					
Music (50.0903)	12	33%	\$22,846	-	-

Full-Time Employment requires Arkansas wages reported in all four quarters of the first year after graduation and total wages of at least minimum wage at 1,560 hours annual. Graduates still enrolled are excluded from Full-Time calculations.

# University of Central Arkansas - 2020 Economic Security Report

Master's Degrees	2017 and 2018		2018 and 2019 First Year Employment Reported in Arkansas			
	Graduates	% Employed	Average	% Full-Time	Full-Time Avg.	
ALL AREAS OF STUDY	1,242	77%	\$40,696	46%	\$47,775	
<b>BIOLOGICAL &amp; BIOMEDICAL SCIENCES</b>						
Biology (26.0101)	20	60%	\$18,694	21%	\$32,091	
<b>BUSINESS, MANAGEMENT &amp; MARKETING</b>						
Accounting (52.0301)	17	76%	\$46,644	53%	\$53,144	
Business Administration (52.0201)	110	64%	\$38,991	35%	\$50,563	
<b>COMPUTER &amp; INFORMATION SCIENCES</b>						
Applied Computing (11.0701)	12	58%	\$50,074	25%	\$71,648	
<b>EDUCATION</b>						
Advanced Studies in Teacher Leadership (13.0101)	26	85%	\$38,260	39%	\$38,002	
College Student Personnel Services (13.1102)	30	30%	\$23,992	17%	\$36,491	
Instructional Technology (13.0501)	<11	-	-	-	-	
Reading K-12 (13.1315)	40	85%	\$41,162	69%	\$44,007	
School Counseling K-12 (13.1101)	100	92%	\$41,719	69%	\$45,442	
School Leadership, Management, & Administration (13.0499)	24	96%	\$43,160	65%	\$52,655	
Special Education K-12 (13.1001)	26	96%	\$41,176	90%	\$41,383	
Teaching (13.1299)	186	91%	\$36,177	78%	\$39,125	
<b>ENGLISH LANGUAGE &amp; LITERATURE</b>						
Creative Writing (23.1302)	11	27%	\$23,398	-	-	
English (23.0101)	<11	-	-	-	-	
<b>FAMILY &amp; CONSUMER SCIENCES</b>						
Family & Consumer Sciences (19.0101)	67	60%	\$29,649	23%	\$36,289	
<b>FOREIGN LANGUAGES &amp; LINGUISTICS</b>						
Spanish (16.0905)	<11	-	-	-	-	
<b>HEALTH PROFESSIONS</b>						
Communication Sciences & Disorders (51.0204)	67	67%	\$33,361	-	-	
Health Sciences (51.1504)	30	77%	\$35,919	57%	\$40,119	
Mental Health Counseling (51.1508)	36	75%	\$29,483	66%	\$35,290	

Full-Time Employment requires Arkansas wages reported in all four quarters of the first year after graduation and total wages of at least minimum wage at 1,560 hours annual. Graduates still enrolled are excluded from Full-Time calculations.

# University of Central Arkansas - 2020 Economic Security Report

Master's Degrees	2017 and 2018		2018 and 2019 First Year Employment Reported in Arkansas			
	Graduates	% Employed	Average	% Full-Time	Full-Time Avg.	
Nursing (51.3801)	105	87%	\$70,541	75%	\$75,926	
Occupational Therapy (51.2306)	100	72%	\$41,404	-	-	
<b>HISTORY</b>						
History (54.0101)	<11	-	-	-	-	
<b>LIBRARY SCIENCE</b>						
Library Media & Information Technologies (25.9999)	99	97%	\$43,042	67%	\$46,336	
<b>MATHEMATICS &amp; STATISTICS</b>						
Applied Mathematics (27.0301)	11	82%	\$42,597	30%	\$45,538	
Mathematics Education (27.0101)	<11	-	-	-	-	
<b>PARKS, RECREATION, LEISURE &amp; FITNESS</b>						
Exercise Science (31.0505)	19	42%	\$16,737	-	-	
<b>PSYCHOLOGY</b>						
School Psychology (42.2805)	12	67%	\$12,637	-	-	
<b>PUBLIC ADMIN. &amp; SOCIAL SERVICE</b>						
Community & Economic Development (44.0201)	13	46%	\$41,824	31%	\$47,887	
<b>SOCIAL SCIENCES</b>						
Geographic Information Systems (45.0702)	23	30%	\$30,781	14%	\$56,142	
<b>VISUAL &amp; PERFORMING ARTS</b>						
Film (50.0602)	<11	-	-	-	-	
Music (50.0903)	26	58%	\$33,653	28%	\$43,408	

Full-Time Employment requires Arkansas wages reported in all four quarters of the first year after graduation and total wages of at least minimum wage at 1,560 hours annual. Graduates still enrolled are excluded from Full-Time calculations.



# University of Central Arkansas - 2020 Economic Security Report

Post-Master's Degree Certificates	2017 and 2018	2018 and 2019 First Year Employment Reported in Arkansas			
	Graduates	% Employed	Average	% Full-Time	Full-Time Avg.
ALL AREAS OF STUDY	92	95%	\$55,208	52%	\$64,685
<b>EDUCATION</b>					
District-Level Administration (13.0411)	<11	-	-	-	-
Educational Leadership (13.0411)	64	98%	\$54,428	58%	\$58,806
School-Based Leadership-Building Administration (13.0499)	<11	-	-	-	-
School-Based Leadership-Special Education Program Administration (13.0499)	<11	-	-	-	-
<b>HEALTH PROFESSIONS</b>					
Family Nurse Practitioner (51.3801)	<11	-	-	-	-
<b>PSYCHOLOGY</b>					
School Psychology (42.2805)	16	81%	\$31,223	-	-

Doctor's Degrees - Research/Scholarship	2017 and 2018	2018 and 2019 First Year Employment Reported in Arkansas			
	Graduates	% Employed	Average	% Full-Time	Full-Time Avg.
ALL AREAS OF STUDY	23	78%	\$54,971	43%	\$61,533
<b>HEALTH PROFESSIONS</b>					
Communication Sciences & Disorders (51.0204)	<11	-	-	-	-
Physical Therapy (51.2308)	<11	-	-	-	-
<b>MULTI/INTERDISCIPLINARY STUDIES</b>					
Leadership Studies (30.9999)	11	91%	\$60,193	55%	\$64,540
<b>PSYCHOLOGY</b>					
Psychology (42.2899)	<11	-	-	-	-

Full-Time Employment requires Arkansas wages reported in all four quarters of the first year after graduation and total wages of at least minimum wage at 1,560 hours annual. Graduates still enrolled are excluded from Full-Time calculations.

# University of Central Arkansas - 2020 Economic Security Report

Doctor's Degrees - Professional Practice	2017 and 2018		2018 and 2019 First Year Employment Reported in Arkansas			
	Graduates	% Employed	Average	% Full-Time	Full-Time Avg.	
ALL AREAS OF STUDY	117	68%	\$48,297	3%	\$98,626	
<b>HEALTH PROFESSIONS</b>						
Doctor of Nursing Practice (51.3818)	12	42%	\$86,445	33%	\$98,626	
Physical Therapy (51.2308)	105	71%	\$45,754	-	-	

Full-Time Employment requires Arkansas wages reported in all four quarters of the first year after graduation and total wages of at least minimum wage at 1,560 hours annual. Graduates still enrolled are excluded from Full-Time calculations.

## ***What's New In This Edition***

This 2020 Economic Security Report (ESR) now includes Northwest Technical Institute for the first time, utilizing graduate information which has been provided to the Arkansas Division of Higher Education.

The areas of study are now reported by the institution's description, rather than the CIP standard name. The CIP standard codes are provided for comparison of programs at different institutions. Areas of study with fewer than eleven (<11) graduates are listed to indicate the offerings of the institution, with the wage and employment data redacted for confidentiality purposes.

First Year Earnings in this edition reflect the first four quarters of wages following graduation, rather than the first calendar year following graduation as had been reported in previous editions of the ESR.

Minimum wage in Arkansas in was \$8.50 per hour in calendar year 2018 and \$9.25 per hour in 2019. The current calculation for full-time wages in the first four quarters following graduation is appropriately weighted to the minimum wage for Arkansas during the quarter under analysis. A graduate from May 2018 would be expected to earn the equivalent of at least \$8.50 per hour for 30 hours per week for the 3<sup>rd</sup> and 4<sup>th</sup> quarters of 2018 and the equivalent of at least \$9.25 per hour for 30 hours per week for the 1<sup>st</sup> and 2<sup>nd</sup> quarters of 2019.

## ***References***

Approximate costs for the various degrees in Arkansas higher education calculated from:  
<https://www.adhe.edu/institutions/institutional-finance/publications/tuition-and-mandatory-fees>

Average Student Loan Debt from the U.S. Department of Education, National Center for Education Statistics, Integrated Postsecondary Education Data System (IPEDS) compiled by The Institute for College Access & Success (TICAS): Project on Student Debt - <https://ticas.org/our-work/student-debt/>

Arkansas Living Expenses: <http://livingwage.mit.edu/states/05>

Real-Life Arkansas, an online tool for students exploring education and career options:  
<https://www.workforce.arkansas.gov/Real-Life/>

Arkansas Division of Workforce Services: <http://dws.arkansas.gov>

Arkansas wage/earnings information provided by Arkansas Division of Workforce Services:  
<http://dws.arkansas.gov>

Arkansas state-supported institution information provided by Arkansas Division of Higher Education:  
<http://www.adhe.edu>

Arkansas high school graduate information provided by Arkansas Department of Education, Division of Elementary and Secondary Education:  
<http://dese.ade.arkansas.gov>

Data analysis and report authoring provided by Arkansas Research Center:  
<http://arc.arkansas.gov>

(back of final page, intentionally left blank)

(inside back cover, page intentionally left blank)



**For More Information:**

Visit the website of the Arkansas Division of Workforce Services at: [dws.arkansas.gov](http://dws.arkansas.gov)

**Report Supervisor:**

Charisse Childers, Ph.D., Director, Arkansas DWS

**Author:**

Dr. Greg Holland, Arkansas Research Center  
website: [arc.arkansas.gov](http://arc.arkansas.gov)

**Special Thanks to:**

Arkansas Division of Higher Education

**This first edition of the 2020 report is from March 18, 2021**

**The Arkansas Economic Security Report is mandated by Arkansas Act 852 of 2015**

**Find the latest edition of this report at: [www.dws.arkansas.gov/news-info/dws-pub/](http://www.dws.arkansas.gov/news-info/dws-pub/)**

